



Club Health Assessment for District 1 A through July 2025

| | | | Status | Membership | | | | | | Reports | | | | Finance | LCIF | |
|------------------------------------|-----------------------------------|--------------|-------------------------------------|-------------------------|-------------------|---------------------|---------------------|-------------------------|---------------------------------------|--------------------------------|--------------------------------|---------------------------------|-------------------|--------------------------------------|-----------------|---------------|
| Club Number | Club Name | Charter Date | Times in Status Quo in Past 2 Years | Current Member Count ** | YTD Members Added | YTD Members Dropped | YTD Net Growth% *** | Member Count 1 Year Ago | Dropped Members Avg.Length of Service | Months Since Membership Update | Current Officers Reported **** | Current President Repeated Term | VP Reported ***** | Last Date Reported Service (mm/yyyy) | Account Balance | YTD Donations |
| Clubs less than two years old | | | | | | | | | | | | | | | | |
| 179258 | Chicago Asian American | 11/13/2024 | Active | 53 | 0 | 0 | 0.00% | 0 | | 1 | Y | 2 | R | 05/2025 | 90+ Days | |
| 180426 | Chicago Diverse Intergenerational | 02/28/2025 | Active | 27 | 0 | 0 | 0.00% | 0 | | 0 | Y | 2 | | 07/2025 | 90+ Days | |
| 157890 | Chicago Metropolitan | 06/05/2024 | Active | 17 | 1 | 0 | 6.25% | 22 | | 0 | Y | 2 | | 04/2025 | | |
| Clubs more than two years old | | | | | | | | | | | | | | | | |
| 2 | ARGO SUMMIT | 10/20/1925 | Active | 26 | 0 | 0 | 0.00% | 25 | | 0 | Y | 8 | N | 09/2024 | | |
| 3 | BELLWOOD | 03/12/1947 | Active | 34 | 2 | 2 | 0.00% | 30 | 6 | 0 | Y | 2 | N | 07/2025 | | |
| 129621 | Berwyn Centennial | 12/16/2016 | Active | 15 | 0 | 1 | -6.25% | 12 | 2 | 0 | Y | | N | 05/2023 | | |
| 30755 | BRIDGEVIEW | 05/06/1975 | Active | 12 | 0 | 0 | 0.00% | 15 | | 1 | Y | | N | 10/2024 | | |
| Exc Award (06/30/2022, 06/30/2023) | | | | | | | | | | | | | | | | |
| 6 | BROOKFIELD LA GRANGE PARK | 03/23/1948 | Active | 12 | 0 | 0 | 0.00% | 13 | | 3 | N | | N | 07/2025 | | |
| 86 | BURBANK | 08/23/1955 | Active | 16 | 0 | 0 | 0.00% | 16 | | 1 | N | None | R | 10/2024 | | |
| Exc Award (06/30/2018, 06/30/2022) | | | | | | | | | | | | | | | | |
| 7 | CALUMET CITY | 10/16/1939 | Active | 47 | 0 | 0 | 0.00% | 50 | | 3 | Y | | N | 06/2025 | | |
| Exc Award (06/30/2023) | | | | | | | | | | | | | | | | |
| 107696 | CHICAGO AFRICAN | 03/03/2010 | Active | 5 | 0 | 0 | 0.00% | 5 | | 18 | Y | 14 | | 03/2025 | | |
| 9 | CHICAGO ARIRANG | 07/31/1973 | Active | 8 | 0 | 0 | 0.00% | 19 | | 1 | Y | 2 | | | | |
| 12 | CHICAGO AZTECA | 07/12/1966 | Active(1) | 17 | 0 | 0 | 0.00% | 17 | | 24 | Y | 13 | | 03/2018 | | |
| 33626 | CHICAGO BAYANIHAN-SAMPAGUITA | 04/26/1977 | Active | 22 | 0 | 0 | 0.00% | 22 | | 1 | Y | | N | 07/2025 | | |
| Exc Award (06/30/2021, 06/30/2024) | | | | | | | | | | | | | | | | |
| 40 | CHICAGO BEVERLY RIDGE | 12/24/1958 | Active | 26 | 0 | 0 | 0.00% | 25 | | 2 | Y | 2 | R | 06/2025 | | |
| 133466 | Chicago Centennial | 12/20/2017 | Active | 4 | 0 | 0 | 0.00% | 4 | | 12 | Y | 8 | | | 90+ Days | |
| 13 | CHICAGO CENTRAL | 08/02/1917 | Active | 35 | 0 | 0 | 0.00% | 33 | | 1 | N | 3 | R | 05/2023 | | |
| 14 | CHICAGO CHATHAM | 08/29/1929 | Active(1) | 3 | 0 | 0 | 0.00% | 4 | | 9 | Y | 24 | | 06/2025 | | |
| 17 | CHICAGO EAST SIDE | 08/30/1948 | Active | 17 | 0 | 0 | 0.00% | 18 | | 1 | Y | 13 | | 07/2024 | | |
| 48243 | CHICAGO ECUADOREAN | 03/09/1988 | Active(1) | 14 | 0 | 0 | 0.00% | 14 | | 1 | Y | | N | 11/2024 | | |
| 20 | CHICAGO ENGLEWOOD | 10/12/1934 | Active | 18 | 5 | 0 | 38.46% | 10 | | 0 | Y | | N | 06/2025 | | |



Club Health Assessment for District 1 A through July 2025

| | | | Status | Membership | | | | | | Reports | | | | Finance | | LCIF |
|-------------|--|--------------|-------------------------------------|-------------------------|-------------------|---------------------|---------------------|-------------------------|---------------------------------------|--------------------------------|--------------------------------|---------------------------------|-------------------|--------------------------------------|-----------------|---------------|
| Club Number | Club Name | Charter Date | Times in Status Quo in Past 2 Years | Current Member Count ** | YTD Members Added | YTD Members Dropped | YTD Net Growth% *** | Member Count 1 Year Ago | Dropped Members Avg.Length of Service | Months Since Membership Update | Current Officers Reported **** | Current President Repeated Term | VP Reported ***** | Last Date Reported Service (mm/yyyy) | Account Balance | YTD Donations |
| 84071 | CHICAGO FIL USA | 08/27/2004 | Active | 43 | 0 | 0 | 0.00% | 42 | | 1 | Y | | N | 06/2025 | | |
| | Exc Award (06/30/2018, 06/30/2022) | | | | | | | | | | | | | | | |
| 84539 | CHICAGO FILIPINO AMERICAN | 12/16/2004 | Active | 74 | 0 | 0 | 0.00% | 76 | | 1 | Y | | R | 06/2025 | | \$1,000.00 |
| | Exc Award (06/30/2017, 06/30/2022) | | | | | | | | | | | | | | | |
| 145973 | Chicago Global | 04/27/2021 | Active | 64 | 0 | 8 | -11.11% | 49 | 3 | 0 | Y | | N | 05/2025 | | \$100.00 |
| | Exc Award (06/30/2022) | | | | | | | | | | | | | | | |
| 155164 | Chicago Healthcare Alliance | 07/19/2023 | Active | 96 | 6 | 0 | 6.67% | 86 | | 0 | Y | 3 | N | 07/2025 | | |
| | Exc Award (06/30/2024) | | | | | | | | | | | | | | | |
| 22 | CHICAGO HEGEWISCH | 01/26/1962 | Active | 16 | 0 | 0 | 0.00% | 18 | | 5 | Y | 6 | R | 06/2023 | | |
| 52 | CHICAGO HEIGHTS | 01/15/1948 | Active | 30 | 0 | 0 | 0.00% | 30 | | 2 | Y | 2 | | 06/2025 | | |
| 102624 | CHICAGO INDO US | 06/25/2008 | Active | 14 | 0 | 0 | 0.00% | 15 | | 2 | Y | | N | 07/2025 | | |
| | Exc Award (06/30/2018, 06/30/2023) | | | | | | | | | | | | | | | |
| 119176 | CHICAGO JOSE RIZAL | 05/09/2013 | Active(1) | 21 | 0 | 0 | 0.00% | 16 | | 5 | Y | 2 | N | 11/2024 | | |
| | Exc Award (06/30/2022) | | | | | | | | | | | | | | | |
| 82696 | CHICAGO LIERI | 06/18/2004 | Active(1) | 9 | 0 | 0 | 0.00% | 10 | | 1 | Y | 6 | | 09/2024 | | |
| 30 | CHICAGO LOGAN SQUARE | 11/14/1923 | Active | 13 | 0 | 0 | 0.00% | 14 | | 5 | Y | 2 | R | 07/2025 | | \$250.00 |
| 131583 | Chicago Mabuhay Centennial | 06/23/2017 | Active | 32 | 1 | 10 | -21.95% | 33 | 4 | 0 | N | | N | 11/2024 | | |
| | Exc Award (06/30/2018, 06/30/2022) | | | | | | | | | | | | | | | |
| 43308 | CHICAGO MAHARLIKA | 01/13/1984 | Active | 16 | 0 | 0 | 0.00% | 17 | | 0 | Y | | N | 06/2025 | | |
| | Exc Award (06/30/2022) | | | | | | | | | | | | | | | |
| 35 | CHICAGO MOUNT GREENWOOD | 07/10/1939 | Active | 6 | 0 | 0 | 0.00% | 6 | | 13 | Y | 7 | | 12/2024 | | |
| 38 | CHICAGO NORTHWEST | 10/09/1923 | Active | 9 | 0 | 0 | 0.00% | 9 | | 14 | Y | 6 | | 07/2025 | | |
| 142958 | Chicago Nurses for Diabetes | 10/20/2020 | Active | 50 | 3 | 0 | 6.38% | 62 | | 0 | Y | | N | 05/2025 | | |
| | Exc Award (06/30/2023, 06/30/2024) | | | | | | | | | | | | | | | |
| 130802 | Chicago One World Centennial | 04/25/2017 | Active(2) | 14 | 0 | 0 | 0.00% | 14 | | 5 | Y | 4 | | 11/2024 | | |
| | Exc Award (06/30/2022) | | | | | | | | | | | | | | | |
| 30919 | CHICAGO PHILIPPINE | 06/19/1975 | Active | 32 | 0 | 0 | 0.00% | 35 | | 9 | Y | 2 | | 07/2025 | | |
| | Exc Award (06/30/2022) | | | | | | | | | | | | | | | |
| 38246 | CHICAGO PUERTO RICO | 04/07/1980 | Active | 15 | 0 | 0 | 0.00% | 15 | | 13 | N | 3 | | 03/2025 | | |
| 125924 | Chicago Ridge | 10/13/2015 | Active | 50 | 0 | 0 | 0.00% | 51 | | 1 | Y | 2 | N | 07/2025 | | |
| | Exc Award (06/30/2021, 06/30/2022, 06/30/2023) | | | | | | | | | | | | | | | |



Club Health Assessment for District 1 A through July 2025

| | | | Status | Membership | | | | | | Reports | | | | Finance | | LCIF |
|-------------|--|--------------|-------------------------------------|-------------------------|-------------------|---------------------|---------------------|-------------------------|---------------------------------------|--------------------------------|--------------------------------|---------------------------------|-------------------|--------------------------------------|-----------------|---------------|
| Club Number | Club Name | Charter Date | Times in Status Quo in Past 2 Years | Current Member Count ** | YTD Members Added | YTD Members Dropped | YTD Net Growth% *** | Member Count 1 Year Ago | Dropped Members Avg.Length of Service | Months Since Membership Update | Current Officers Reported **** | Current President Repeated Term | VP Reported ***** | Last Date Reported Service (mm/yyyy) | Account Balance | YTD Donations |
| 65307 | CHICAGO ROGERS PARK | 05/02/2002 | Active(1) | 20 | 0 | 4 | -16.67% | 25 | 3 | 0 | Y | | N | 07/2023 | | |
| | Exc Award (06/30/2022) | | | | | | | | | | | | | | | |
| 57713 | CHICAGO THAI MID WEST | 01/03/1996 | Active(1) | 15 | 0 | 0 | 0.00% | 17 | | 0 | Y | 13 | N | 10/2024 | | |
| | Exc Award (06/30/2022) | | | | | | | | | | | | | | | |
| 103704 | CHICAGO WINDY CITY | 09/25/2008 | Active | 47 | 0 | 0 | 0.00% | 49 | | 0 | Y | | N | 06/2025 | | \$400.00 |
| | Exc Award (06/30/2016, 06/30/2020, 06/30/2022, 06/30/2023, 06/30/2024) | | | | | | | | | | | | | | | |
| 105501 | FLOSSMOOR ROSHNI | 05/18/2009 | Active | 3 | 0 | 0 | 0.00% | 3 | | 61 | N | 16 | | 03/2015 | | |
| 53498 | FRANKLIN PARK MANILA | 07/01/1992 | Active | 14 | 0 | 0 | 0.00% | 12 | | 0 | Y | | R | 07/2025 | | |
| | Exc Award (06/30/2018) | | | | | | | | | | | | | | | |
| 57 | GLENWOOD | 03/16/1966 | Active | 19 | 0 | 0 | 0.00% | 19 | | 7 | Y | 2 | R | 07/2025 | | |
| | Exc Award (06/30/2022) | | | | | | | | | | | | | | | |
| 134670 | Harvey Centennial | 05/11/2018 | Active(2) | 12 | 0 | 0 | 0.00% | 12 | | 3 | Y | 9 | | 11/2022 | | |
| 137694 | Justice | 04/05/2019 | Active | 20 | 0 | 3 | -13.04% | 23 | 3 | 0 | Y | | N | 07/2025 | | |
| 149150 | KOPE Cyber Lions of District 1-A | 12/29/2021 | Active(2) | 11 | 0 | 0 | 0.00% | 14 | | 0 | Y | 3 | | 05/2024 | | |
| 64 | LA GRANGE HIGHLANDS | 04/25/1961 | Active | 18 | 0 | 0 | 0.00% | 16 | | 1 | Y | | N | 02/2024 | | |
| | Exc Award (06/30/2018, 06/30/2022) | | | | | | | | | | | | | | | |
| 65 | LANSING | 06/25/1937 | Active | 31 | 1 | 0 | 3.33% | 30 | | 0 | Y | | N | 05/2023 | | |
| 127483 | Lincolnwood | 05/06/2016 | Active(1) | 18 | 0 | 0 | 0.00% | 18 | | 1 | Y | 2 | | 03/2022 | | |
| 74 | OAK LAWN | 03/22/1939 | Active | 38 | 0 | 0 | 0.00% | 35 | | 1 | Y | | N | 07/2025 | | \$25.00 |
| | Exc Award (06/30/2018, 06/30/2021, 06/30/2023) | | | | | | | | | | | | | | | |
| 75 | OAK PARK-RIVER FOREST | 08/01/1920 | Active(1) | 7 | 0 | 0 | 0.00% | 7 | | 15 | Y | 4 | | 03/2024 | | |
| 76 | ORLAND PARK | 03/12/1964 | Active | 35 | 2 | 1 | 2.94% | 36 | 0 | 0 | Y | | N | 07/2025 | | |
| | Exc Award (06/30/2017, 06/30/2018) | | | | | | | | | | | | | | | |
| 77 | PALOS | 10/03/1949 | Active | 71 | 0 | 0 | 0.00% | 64 | | 1 | Y | 2 | R | 12/2024 | | |
| | Exc Award (06/30/2018, 06/30/2023) | | | | | | | | | | | | | | | |
| 81 | RIVER GROVE | 08/29/1949 | Active | 82 | 0 | 0 | 0.00% | 94 | | 1 | Y | | R | 10/2024 | | |
| | Exc Award (06/30/2022) | | | | | | | | | | | | | | | |
| 82 | RIVERSIDE TOWNSHIP | 04/15/1948 | Active(1) | 34 | 0 | 0 | 0.00% | 33 | | 5 | Y | 3 | R | 05/2023 | | |
| 59955 | SCHILLER PARK | 09/05/1997 | Active | 2 | 0 | 0 | 0.00% | 2 | | 3 | N | None | | 10/2024 | | |
| 85 | SOUTH HOLLAND | 08/22/1946 | Active | 24 | 0 | 0 | 0.00% | 24 | | 3 | Y | | N | 10/2022 | | |



Club Health Assessment for District 1 A through July 2025

INTERNATIONAL

| Club Number | Club Name | Charter Date | Status | Membership | | | | | Reports | | | | Finance | LCIF | | |
|-------------|--|--------------|-------------------------------------|-------------------------|-------------------|---------------------|---------------------|-------------------------|---------------------------------------|--------------------------------|--------------------------------|---------------------------------|-------------------|--------------------------------------|-----------------|---------------|
| | | | Times in Status Quo in Past 2 Years | Current Member Count ** | YTD Members Added | YTD Members Dropped | YTD Net Growth% *** | Member Count 1 Year Ago | Dropped Members Avg.Length of Service | Months Since Membership Update | Current Officers Reported **** | Current President Repeated Term | VP Reported ***** | Last Date Reported Service (mm/yyyy) | Account Balance | YTD Donations |
| 87 | STICKNEY FOREST VIEW | 08/27/1952 | Active | 52 | 0 | 0 | 0.00% | 53 | | 3 | Y | | N | 07/2025 | | |
| | Exc Award (06/30/2016, 06/30/2017, 06/30/2018, 06/30/2021, 06/30/2022, 06/30/2023, 06/30/2024) | | | | | | | | | | | | | | | |
| 88 | THE FOREST KALA SAMPATH | 06/07/1928 | Active | 32 | 0 | 0 | 0.00% | 13 | | 3 | Y | | N | 05/2025 | | \$60.00 |
| | Exc Award (06/30/2023) | | | | | | | | | | | | | | | |
| 89 | THORNTON | 09/23/1950 | Active | 25 | 0 | 0 | 0.00% | 27 | | 3 | Y | | N | 03/2025 | | |
| 90 | TINLEY PARK | 10/12/1949 | Active | 20 | 0 | 0 | 0.00% | 23 | | 0 | Y | | N | 06/2025 | | |
| 91 | WESTCHESTER | 02/16/1965 | Active | 11 | 0 | 0 | 0.00% | 12 | | 2 | Y | | N | 07/2025 | | \$36.24 |
| | Exc Award (06/30/2023) | | | | | | | | | | | | | | | |
| 92 | WILLOW SPRINGS | 04/27/1954 | Active | 45 | 0 | 0 | 0.00% | 45 | | 0 | Y | 2 | N | 07/2025 | | \$2,000.00 |
| | Exc Award (06/30/2017, 06/30/2018, 06/30/2019, 06/30/2021, 06/30/2023, 06/30/2024) | | | | | | | | | | | | | | | |
| 143691 | Willow Springs Lioness | 12/04/2020 | Active | 24 | 0 | 0 | 0.00% | 24 | | 2 | Y | 6 | R | 07/2025 | | |
| 93 | WORTH | 10/28/1953 | Active | 33 | 0 | 0 | 0.00% | 38 | | 1 | Y | | | 10/2024 | | |
| | Exc Award (06/30/2022) | | | | | | | | | | | | | | | |


Clubs Cancelled Previous Fiscal Year – Clubs Cancelled within last 12 months may be reinstated

| Club Number | Club Name | Charter Date | Current Status* | Cancellation Date |
|-------------|----------------------------|--------------|-----------------|-------------------|
| 135017 | Chicago Argentine American | 06/27/2018 | Cancelled(8*) | 06/29/2025 |
| 58320 | CHICAGO BRONZEVILLE | 05/17/1996 | Cancelled(6*) | 12/30/2024 |
| 130882 | Chicago Eagles Wings | 05/08/2017 | Cancelled(8*) | 01/31/2025 |
| 49 | CHICAGO UPTOWN | 03/17/1921 | Cancelled(6*) | 06/29/2025 |

| Current Total Clubs Count | YTD New Clubs Count | YTD Cancelled Clubs Count | YTD Net Club Gain | Current Total Members Count | YTD Add | YTD Drop | YTD Net Growth | YTD Net Growth % | Member Count 12 Months Ago | Average Member Count Per Club | % of Clubs with less than 20 members | % No Officer Report in 12 Months | % of Clubs with balance 90+ days | Number of Clubs in Status Quo | % Status Quo Clubs in Financial Suspension | Number of Cancelled Clubs | Average Cancelled Club Age | Members Lost Due to Cancellation | % of Clubs Cancelled for Non-Financial Reasons |
|---------------------------|---------------------|---------------------------|-------------------|-----------------------------|---------|----------|----------------|------------------|----------------------------|-------------------------------|--------------------------------------|----------------------------------|----------------------------------|-------------------------------|--|---------------------------|----------------------------|----------------------------------|--|
| 68 | 0 | 0 | 0 | 1,795 | 21 | 29 | -8 | -0.44% | 1,720 | 26 | 49% | 0% | 4% | 0 | 0% | 0 | 0 | 0 | 0% |



Club Health Assessment for District 1 A through July 2025



| | | | Status | Membership | | | | | Reports | | | | | Finance | LCIF | |
|-------------|-----------|--------------|-------------------------------------|-------------------------|-------------------|---------------------|---------------------|-------------------------|---------------------------------------|--------------------------------|--------------------------------|---------------------------------|-------------------|--------------------------------------|-----------------|---------------|
| Club Number | Club Name | Charter Date | Times in Status Quo in Past 2 Years | Current Member Count ** | YTD Members Added | YTD Members Dropped | YTD Net Growth% *** | Member Count 1 Year Ago | Dropped Members Avg.Length of Service | Months Since Membership Update | Current Officers Reported **** | Current President Repeated Term | VP Reported ***** | Last Date Reported Service (mm/yyyy) | Account Balance | YTD Donations |

* - P - Priority Club. Cancellation Reasons: 1-Objectives/conduct, 2-Non-active club, 5-Non-existing club, 6-Disbanding, 7-Merger, 8-Financial Suspension, 9-District/Multiple District Dues.

** Red denotes below 15 active members.

*** Red denotes 20% + loss.

**** Y - all 3 (President, Secretary, Treasurer) club officers reported, N - not all 3 reported.

***** Abbreviation: N-New, IP-Immediate Past, R-Repeat.




Club Health Assessment for District 1 BK through July 2025

| | | | Status | Membership | | | | | Reports | | | | Finance | | LCIF | |
|--|-------------|--------------|-------------------------------------|-------------------------|-------------------|---------------------|---------------------|-------------------------|---------------------------------------|--------------------------------|--------------------------------|---------------------------------|-------------------|--------------------------------------|-----------------|---------------|
| Club Number | Club Name | Charter Date | Times in Status Quo in Past 2 Years | Current Member Count ** | YTD Members Added | YTD Members Dropped | YTD Net Growth% *** | Member Count 1 Year Ago | Dropped Members Avg.Length of Service | Months Since Membership Update | Current Officers Reported **** | Current President Repeated Term | VP Reported ***** | Last Date Reported Service (mm/yyyy) | Account Balance | YTD Donations |
| Clubs more than two years old | | | | | | | | | | | | | | | | |
| 96 | ASHKUM | 05/11/1965 | Active | 35 | 0 | 0 | 0.00% | 38 | | 5 | Y | 2 | N | 07/2022 | | |
| 40403 | BEECHER | 10/26/1981 | Active | 37 | 4 | 0 | 12.12% | 22 | | 0 | N | 4 | | 07/2025 | | |
| Exc Award (06/30/2018) | | | | | | | | | | | | | | | | |
| 577 | BELLFLOWER | 06/27/1958 | Active | 23 | 0 | 0 | 0.00% | 23 | | 13 | N | None | | 03/2024 | | |
| 98 | BOLINGBROOK | 11/03/1966 | Active | 58 | 0 | 7 | -10.77% | 66 | 13 | 0 | Y | | R | 07/2025 | | |
| Exc Award (06/30/2018, 06/30/2022) | | | | | | | | | | | | | | | | |
| 99 | BONFIELD | 06/28/1967 | Active | 28 | 1 | 0 | 3.70% | 25 | | 1 | Y | 3 | | 06/2025 | | |
| 100 | BRADLEY | 09/10/1946 | Active | 31 | 2 | 0 | 6.90% | 30 | | 0 | Y | | N | 07/2025 | | |
| 101 | BRAIDWOOD | 02/24/1969 | Active | 24 | 0 | 0 | 0.00% | 26 | | 2 | Y | 3 | R | 07/2025 | | |
| 102 | BUCKLEY | 10/18/1955 | Active | 23 | 0 | 0 | 0.00% | 25 | | 9 | Y | | N | 03/2025 | | |
| 103 | CHANNAHON | 01/22/1969 | Active | 15 | 0 | 0 | 0.00% | 10 | | 4 | Y | 4 | R | 05/2025 | | |
| Exc Award (06/30/2016) | | | | | | | | | | | | | | | | |
| 104 | CHEBANSE | 05/20/1955 | Active | 17 | 0 | 0 | 0.00% | 16 | | 5 | N | None | | 01/2024 | | |
| 583 | COAL CITY | 01/13/1949 | Active | 19 | 0 | 0 | 0.00% | 17 | | 0 | Y | 6 | | 09/2024 | | |
| 584 | CORNELL | 05/05/1972 | Active | 31 | 0 | 0 | 0.00% | 28 | | 1 | Y | | N | 07/2025 | | |
| 106 | CREST HILL | 09/27/1962 | Active | 31 | 0 | 0 | 0.00% | 25 | | 1 | Y | | R | 09/2019 | | |
| 107 | CRETE | 12/07/1939 | Active | 47 | 0 | 0 | 0.00% | 40 | | 0 | Y | 3 | | 05/2025 | | |
| Exc Award (06/30/2021) | | | | | | | | | | | | | | | | |
| 585 | DANVERS | 04/10/1958 | Active | 48 | 0 | 0 | 0.00% | 48 | | 1 | N | None | | 05/2023 | | |
| 586 | DWIGHT | 12/23/1947 | Active(1) | 30 | 0 | 0 | 0.00% | 32 | | 1 | Y | 2 | | 07/2021 | | |
| 587 | EARLVILLE | 09/27/1955 | Active | 35 | 2 | 1 | 2.94% | 35 | 3 | 0 | Y | 2 | N | 07/2025 | | |
| 588 | FAIRBURY | 10/10/1956 | Active | 18 | 0 | 0 | 0.00% | 18 | | 4 | Y | 2 | N | 07/2025 | | |
| 589 | FLANAGAN | 03/04/1960 | Active | 12 | 0 | 0 | 0.00% | 12 | | 13 | Y | 8 | | 04/2025 | | |
| 111 | FRANKFORT | 12/28/1940 | Active | 76 | 0 | 0 | 0.00% | 75 | | 1 | Y | 2 | R | 07/2025 | | \$2,000.00 |
| Exc Award (06/30/2018, 06/30/2019, 06/30/2022) | | | | | | | | | | | | | | | | |
| 591 | GARDNER | 11/09/1948 | Active | 10 | 0 | 0 | 0.00% | 8 | | 11 | Y | | R | 07/2022 | | |
| 592 | GIBSON CITY | 04/12/1922 | Active | 49 | 0 | 0 | 0.00% | 45 | | 1 | Y | | N | 08/2024 | | |
| 115 | HERSCHER | 04/29/1965 | Active | 27 | 0 | 0 | 0.00% | 26 | | 4 | Y | 7 | R | 07/2025 | | |




Club Health Assessment for District 1 BK through July 2025

|  | | | Status | Membership | | | | | | Reports | | | | Finance | | LCIF |
|--|--|--------------|-------------------------------------|-------------------------|-------------------|---------------------|---------------------|-------------------------|---------------------------------------|--------------------------------|--------------------------------|---------------------------------|-------------------|--------------------------------------|-----------------|---------------|
| Club Number | Club Name | Charter Date | Times in Status Quo in Past 2 Years | Current Member Count ** | YTD Members Added | YTD Members Dropped | YTD Net Growth% *** | Member Count 1 Year Ago | Dropped Members Avg.Length of Service | Months Since Membership Update | Current Officers Reported **** | Current President Repeated Term | VP Reported ***** | Last Date Reported Service (mm/yyyy) | Account Balance | YTD Donations |
| 594 | HUDSON | 04/13/1964 | Active | 19 | 0 | 0 | 0.00% | 20 | | 7 | N | None | | 07/2021 | | |
| | Exc Award (06/30/2017, 06/30/2018) | | | | | | | | | | | | | | | |
| 117 | JOLIET NOON | 01/19/1921 | Active | 35 | 0 | 0 | 0.00% | 32 | | 1 | Y | | | 07/2025 | | \$100.00 |
| | Exc Award (06/30/2024) | | | | | | | | | | | | | | | |
| 30089 | LA MOILLE | 01/09/1975 | Active | 35 | 0 | 0 | 0.00% | 30 | | 1 | N | | N | | | |
| 597 | LELAND | 10/23/1956 | Active | 15 | 0 | 0 | 0.00% | 14 | | 3 | Y | 2 | N | 02/2023 | | |
| 120 | LEMONT | 06/07/1962 | Active | 103 | 2 | 0 | 1.98% | 96 | | 0 | Y | | N | 07/2025 | | |
| | Exc Award (06/30/2016, 06/30/2018, 06/30/2021, 06/30/2023, 06/30/2024) | | | | | | | | | | | | | | | |
| 122 | LOCKPORT | 04/27/1939 | Active | 25 | 0 | 1 | -3.85% | 27 | 12 | 0 | Y | | IP | | | |
| 598 | LONG POINT | 04/12/1966 | Active | 9 | 0 | 0 | 0.00% | 9 | | 30 | N | None | | | | |
| 41441 | MALDEN | 06/21/1982 | Active | 27 | 0 | 0 | 0.00% | 25 | | 1 | N | | N | 05/2025 | | |
| | Exc Award (06/30/2023) | | | | | | | | | | | | | | | |
| 599 | MARSEILLES | 01/31/1956 | Active | 81 | 0 | 0 | 0.00% | 94 | | 1 | Y | | N | 07/2023 | | |
| | Exc Award (06/30/2016) | | | | | | | | | | | | | | | |
| 125 | MARTINTON | 10/23/1957 | Active | 13 | 0 | 0 | 0.00% | 13 | | 30 | N | None | | | | |
| 601 | MENDOTA | 11/15/1938 | Active | 54 | 1 | 0 | 1.89% | 52 | | 0 | Y | 2 | R | 07/2025 | | |
| 126 | MILFORD | 12/04/1951 | Active(1) | 10 | 0 | 0 | 0.00% | 9 | | 2 | Y | 11 | | 04/2021 | | |
| 602 | MINOOKA | 11/30/1955 | Active | 94 | 1 | 0 | 1.08% | 98 | | 0 | Y | | | 08/2024 | | |
| 127 | MOKENA | 11/05/1952 | Active | 52 | 0 | 0 | 0.00% | 52 | | 1 | Y | 2 | N | 08/2024 | | |
| | Exc Award (06/30/2016) | | | | | | | | | | | | | | | |
| 603 | MORRIS | 03/31/1938 | Active | 33 | 0 | 0 | 0.00% | 37 | | 1 | Y | | N | 07/2025 | | |
| | Exc Award (06/30/2016, 06/30/2018) | | | | | | | | | | | | | | | |
| 129 | NEW LENOX | 08/25/1948 | Active | 31 | 0 | 0 | 0.00% | 32 | | 2 | Y | 2 | N | 06/2025 | | |
| 604 | NORMAL | 06/22/1965 | Active | 19 | 0 | 0 | 0.00% | 19 | | 3 | Y | 3 | R | 07/2025 | | |
| | Exc Award (06/30/2020) | | | | | | | | | | | | | | | |
| 130 | ONARGA | 02/12/1931 | Active | 28 | 0 | 0 | 0.00% | 30 | | 3 | Y | | N | 06/2025 | | |
| | Exc Award (06/30/2023, 06/30/2024) | | | | | | | | | | | | | | | |
| 606 | OSWEGO | 01/13/1948 | Active | 9 | 0 | 0 | 0.00% | 9 | | 3 | Y | 6 | | 10/2019 | | |
| | Exc Award (06/30/2018) | | | | | | | | | | | | | | | |
| 607 | OTTAWA | 09/25/1936 | Active | 19 | 1 | 0 | 5.56% | 24 | | 0 | Y | 8 | | 03/2019 | | |
| | Exc Award (06/30/2016) | | | | | | | | | | | | | | | |



Club Health Assessment for District 1 BK through July 2025

|  | | | Status | Membership | | | | | | Reports | | | | Finance | LCIF | |
|--|----------------------|--------------|-------------------------------------|-------------------------|-------------------|---------------------|-------------------|-------------------------|---------------------------------------|--------------------------------|--------------------------------|---------------------------------|-------------------|--------------------------------------|-----------------|---------------|
| Club Number | Club Name | Charter Date | Times in Status Quo in Past 2 Years | Current Member Count ** | YTD Members Added | YTD Members Dropped | YTD Net Growth*** | Member Count 1 Year Ago | Dropped Members Avg.Length of Service | Months Since Membership Update | Current Officers Reported **** | Current President Repeated Term | VP Reported ***** | Last Date Reported Service (mm/yyyy) | Account Balance | YTD Donations |
| 132 | PLAINFIELD | 11/22/1948 | Active | 94 | 1 | 1 | 0.00% | 95 | 2 | 0 | Y | | N | 04/2023 | | |
| 613 | PRINCETON | 10/14/1925 | Active | 17 | 0 | 0 | 0.00% | 18 | | 1 | Y | | IP | 04/2025 | | |
| Exc Award (06/30/2016) | | | | | | | | | | | | | | | | |
| 108163 | ROCKDALE | 04/20/2010 | Active | 3 | 0 | 0 | 0.00% | 3 | | 0 | N | None | | 05/2019 | | |
| 617 | SERENA | 02/06/1964 | Active | 31 | 0 | 0 | 0.00% | 32 | | 5 | Y | | R | 07/2025 | | |
| Exc Award (06/30/2016) | | | | | | | | | | | | | | | | |
| 618 | SHEFFIELD | 09/24/1951 | Active | 20 | 0 | 0 | 0.00% | 18 | | 3 | Y | 6 | R | 07/2025 | | |
| 135 | SHOREWOOD | 10/23/1963 | Active(1) | 13 | 0 | 0 | 0.00% | 16 | | 3 | Y | 8 | R | 06/2025 | | |
| 621 | SPRING VALLEY | 07/13/1938 | Active | 8 | 0 | 0 | 0.00% | 8 | | 1 | Y | 5 | R | 02/2024 | | |
| 623 | STREATOR | 02/05/1953 | Active | 26 | 0 | 0 | 0.00% | 21 | | 1 | N | | | 06/2025 | | |
| 62004 | STREATOR HARDCRABBLE | 05/27/1999 | Active | 16 | 0 | 0 | 0.00% | 14 | | 8 | Y | | IP | 07/2025 | | |
| Exc Award (06/30/2020, 06/30/2021) | | | | | | | | | | | | | | | | |
| 29988 | TOWANDA | 12/10/1974 | Active | 21 | 0 | 0 | 0.00% | 20 | | 0 | Y | | N | 10/2017 | | |
| 625 | WASHBURN | 06/03/1931 | Active | 14 | 0 | 0 | 0.00% | 14 | | 19 | Y | 8 | | 04/2019 | | |
| 137 | WATSEKA | 03/07/1938 | Active | 22 | 0 | 0 | 0.00% | 22 | | 21 | N | None | | 07/2022 | | |
| 138 | WELLINGTON | 06/20/1967 | Active | 4 | 0 | 0 | 0.00% | 4 | | 8 | N | 8 | | | | |
| 139 | WILMINGTON | 07/28/1953 | Active | 12 | 0 | 0 | 0.00% | 12 | | 1 | Y | 2 | N | 12/2024 | | |
| 626 | YORKVILLE | 01/16/1939 | Active | 18 | 0 | 0 | 0.00% | 17 | | 7 | Y | 3 | | 05/2025 | | |


Clubs Cancelled Previous Fiscal Year – Clubs Cancelled within last 12 months may be reinstated

| Club Number | Club Name | Charter Date | Current Status* | Cancellation Date |
|-------------|-----------|--------------|-----------------|-------------------|
| 128 | MOMENCE | 04/30/1945 | Cancelled(6*) | 06/29/2025 |

| Current Total Clubs Count | YTD New Clubs Count | YTD Cancelled Clubs Count | YTD Net Club Gain | Current Total Members Count | YTD Add | YTD Drop | YTD Net Growth | YTD Net Growth % | Member Count 12 Months Ago | Average Member Count Per Club | % of Clubs with less than 20 members | % No Officer Report in 12 Months | % of Clubs with balance 90+ days | Number of Clubs in Status Quo | % Status Quo Clubs in Financial Suspension | Number of Cancelled Clubs | Average Cancelled Club Age | Members Lost Due to Cancellation | % of Clubs Cancelled for Non-Financial Reasons |
|---------------------------|---------------------|---------------------------|-------------------|-----------------------------|---------|----------|----------------|------------------|----------------------------|-------------------------------|--------------------------------------|----------------------------------|----------------------------------|-------------------------------|--|---------------------------|----------------------------|----------------------------------|--|
| 58 | 0 | 0 | 0 | 1,754 | 15 | 10 | 5 | 0.29% | 1,726 | 30 | 40% | 5% | 0% | 0 | 0% | 0 | 0 | 0 | 0% |



Club Health Assessment for District 1 BK through July 2025

|  | | | | Status | Membership | | | | | Reports | | | | Finance | LCIF | |
|--|-----------|--------------|-------------------------------------|-------------------------|-------------------|---------------------|---------------------|-------------------------|---------------------------------------|--------------------------------|--------------------------------|---------------------------------|-------------------|--------------------------------------|-----------------|---------------|
| Club Number | Club Name | Charter Date | Times in Status Quo in Past 2 Years | Current Member Count ** | YTD Members Added | YTD Members Dropped | YTD Net Growth% *** | Member Count 1 Year Ago | Dropped Members Avg.Length of Service | Months Since Membership Update | Current Officers Reported **** | Current President Repeated Term | VP Reported ***** | Last Date Reported Service (mm/yyyy) | Account Balance | YTD Donations |

* - P - Priority Club. Cancellation Reasons: 1-Objectives/conduct, 2-Non-active club, 5-Non-existing club, 6-Disbanding, 7-Merger, 8-Financial Suspension, 9-District/Multiple District Dues.

** Red denotes below 15 active members.

*** Red denotes 20% + loss.

**** Y - all 3 (President, Secretary, Treasurer) club officers reported, N - not all 3 reported.

***** Abbreviation: N-New, IP-Immediate Past, R-Repeat.



Club Health Assessment for District 1 CN through July 2025

| | | | Status | Membership | | | | | Reports | | | | | Finance | LCIF | |
|-------------------------------|--------------------------------|--------------|-------------------------------------|-------------------------|-------------------|---------------------|---------------------|-------------------------|---------------------------------------|--------------------------------|--------------------------------|---------------------------------|-------------------|--------------------------------------|-----------------|---------------|
| Club Number | Club Name | Charter Date | Times in Status Quo in Past 2 Years | Current Member Count ** | YTD Members Added | YTD Members Dropped | YTD Net Growth% *** | Member Count 1 Year Ago | Dropped Members Avg.Length of Service | Months Since Membership Update | Current Officers Reported **** | Current President Repeated Term | VP Reported ***** | Last Date Reported Service (mm/yyyy) | Account Balance | YTD Donations |
| Clubs more than two years old | | | | | | | | | | | | | | | | |
| 146 | BREESE | 09/17/1936 | Active | 41 | 0 | 0 | 0.00% | 43 | | 0 | Y | | N | 11/2023 | | |
| 149 | CARLYLE | 08/21/1936 | Active | 26 | 0 | 0 | 0.00% | 27 | | 11 | N | None | | 02/2024 | | |
| 150 | CARMI | 05/28/1952 | Active | 25 | 0 | 0 | 0.00% | 31 | | 1 | Y | | N | 09/2023 | | |
| 156 | CENTRAL CITY CENTRALIA | 10/06/1965 | Active | 35 | 1 | 0 | 2.94% | 42 | | 0 | Y | | N | 08/2023 | | |
| 134387 | Central City Lioness | 04/13/2018 | Active | 32 | 0 | 0 | 0.00% | 38 | | 1 | N | None | | 07/2025 | | |
| 162 | COLLINSVILLE | 02/20/1923 | Active | 22 | 0 | 0 | 0.00% | 20 | | 1 | Y | 2 | R | 12/2022 | | |
| 42507 | COLLINSVILLE MARYVILLE EVENING | 04/15/1983 | Active | 33 | 0 | 0 | 0.00% | 37 | | 4 | Y | 2 | R | 07/2025 | | |
| 163 | COLUMBIA | 07/17/1952 | Active | 21 | 0 | 0 | 0.00% | 21 | | 15 | N | None | | 10/2023 | | |
| 144733 | Columbia 21st Century | 12/30/2020 | Active | 18 | 0 | 0 | 0.00% | 25 | | 1 | N | None | | 07/2025 | | |
| 102544 | DUPO EAST CARONDELET | 06/23/2008 | Active | 12 | 0 | 0 | 0.00% | 12 | | 3 | N | None | | 04/2018 | 90+ Days | |
| 173 | FAIRFIELD | 12/12/1938 | Active | 15 | 0 | 0 | 0.00% | 15 | | 16 | N | None | | 12/2023 | | |
| 187 | LEBANON | 07/21/1950 | Active | 22 | 0 | 0 | 0.00% | 21 | | 2 | N | 2 | R | 07/2025 | | \$20.00 |
| Exc Award (06/30/2018) | | | | | | | | | | | | | | | | |
| 192 | MASCOUTAH | 02/23/1952 | Active | 37 | 0 | 0 | 0.00% | 35 | | 1 | Y | | N | 07/2020 | | |
| 38541 | MASCOUTAH NOON | 06/09/1980 | Active | 45 | 0 | 0 | 0.00% | 45 | | 16 | N | None | | 08/2017 | | |
| 195 | MOUNT CARMEL | 07/30/1952 | Active | 21 | 0 | 0 | 0.00% | 24 | | 1 | N | None | | 12/2023 | | |
| 196 | MOUNT VERNON | 01/14/1924 | Active | 24 | 0 | 0 | 0.00% | 21 | | 1 | Y | 2 | R | 12/2014 | | |
| 198 | NASHVILLE | 05/31/1938 | Active | 84 | 1 | 1 | 0.00% | 87 | 4 | 0 | Y | | N | 06/2025 | | |
| 200 | NEW BADEN | 11/22/1951 | Active | 17 | 0 | 0 | 0.00% | 18 | | 3 | Y | 2 | N | 03/2024 | | |
| 201 | NOBLE | 05/04/1938 | Active | 22 | 0 | 0 | 0.00% | 20 | | 3 | Y | 3 | | 07/2025 | | |
| 30312 | O'FALLON/FAIRVIEW HEIGHTS | 03/06/1975 | Active | 21 | 0 | 0 | 0.00% | 21 | | 12 | Y | 7 | | 04/2024 | | \$550.00 |
| 203 | OKAWVILLE | 09/04/1930 | Active | 61 | 1 | 0 | 1.67% | 57 | | 0 | Y | | N | 07/2025 | | |
| 211 | SALEM | 02/19/1936 | Active(1) | 52 | 0 | 0 | 0.00% | 58 | | 1 | Y | | N | 04/2022 | | |
| 33809 | SMITHTON | 05/18/1977 | Active | 2 | 0 | 0 | 0.00% | 2 | | 1 | Y | 4 | | 06/2025 | | |
| 210 | ST JACOB | 10/26/1965 | Active | 125 | 0 | 0 | 0.00% | 119 | | 2 | Y | | N | 01/2023 | | |
| 218 | SUMMERFIELD | 06/27/1966 | Active | 4 | 0 | 0 | 0.00% | 5 | | 1 | Y | 2 | | 05/2015 | | |



Club Health Assessment for District 1 CN through July 2025

INTERNATIONAL

| Club Number | Club Name | Charter Date | Status | Membership | | | | | Reports | | | | Finance | LCIF | |
|-------------|-----------|--------------|-------------------------------------|-------------------------|-------------------|---------------------|---------------------|-------------------------|---------------------------------------|--------------------------------|--------------------------------|---------------------------------|-------------------|--------------------------------------|-----------------|
| | | | Times in Status Quo in Past 2 Years | Current Member Count ** | YTD Members Added | YTD Members Dropped | YTD Net Growth% *** | Member Count 1 Year Ago | Dropped Members Avg.Length of Service | Months Since Membership Update | Current Officers Reported **** | Current President Repeated Term | VP Reported ***** | Last Date Reported Service (mm/yyyy) | Account Balance |
| 222 | TROY | 06/24/1938 | Active | 17 | 0 | 0 | 0.00% | 18 | 7 | N | None | | 02/2024 | | |
| 35512 | VALMEYER | 05/08/1978 | Active | 27 | 0 | 0 | 0.00% | 30 | 1 | Y | 4 | R | 06/2025 | | |
| 223 | WATERLOO | 12/20/1951 | Active | 55 | 0 | 0 | 0.00% | 45 | 0 | Y | | N | 07/2025 | | \$5,050.00 |

Clubs Cancelled Previous Fiscal Year – Clubs Cancelled within last 12 months may be reinstated

| Club Number | Club Name | Charter Date | Current Status* | Cancellation Date |
|-------------|----------------------------|--------------|-----------------|-------------------|
| 102555 | EAST SAINT LOUIS | 06/26/2008 | Cancelled(6*) | 06/29/2025 |
| 177 | GRAYVILLE | 08/22/1938 | Cancelled(6*) | 11/30/2024 |
| 33810 | SWANSEA-BELLEVILLE MIDTOWN | 05/11/1977 | Cancelled(6*) | 06/29/2025 |

| Current Total Clubs Count | YTD New Clubs Count | YTD Cancelled Clubs Count | YTD Net Club Gain | Current Total Members Count | YTD Add | YTD Drop | YTD Net Growth | YTD Net Growth % | Member Count 12 Months Ago | Average Member Count Per Club | % of Clubs with less than 20 members | % No Officer Report in 12 Months | % of Clubs with balance 90+ days | Number of Clubs in Status Quo | % Status Quo Clubs in Financial Suspension | Number of Cancelled Clubs | Average Cancelled Club Age | Members Lost Due to Cancellation | % of Clubs Cancelled for Non-Financial Reasons |
|---------------------------|---------------------|---------------------------|-------------------|-----------------------------|---------|----------|----------------|------------------|----------------------------|-------------------------------|--------------------------------------|----------------------------------|----------------------------------|-------------------------------|--|---------------------------|----------------------------|----------------------------------|--|
| 28 | 0 | 0 | 0 | 916 | 3 | 1 | 2 | 0.22% | 937 | 33 | 25% | 18% | 4% | 0 | 0% | 0 | 0 | 0 | 0% |

* - P - Priority Club. Cancellation Reasons: 1-Objectives/conduct, 2-Non-active club, 5-Non-existing club, 6-Disbanding, 7-Merger, 8-Financial Suspension, 9-District/Multiple District Dues.

** Red denotes below 15 active members.


*** Red denotes 20% + loss.

**** Y - all 3 (President, Secretary, Treasurer) club officers reported, N - not all 3 reported.

***** Abbreviation: N-New, IP-Immediate Past, R-Repeat.



Club Health Assessment for District 1 CS through July 2025

|  | | | Status | Membership | | | | | Reports | | | | Finance | LCIF | | |
|--|---------------------------|--------------|-------------------------------------|-------------------------|-------------------|---------------------|---------------------|-------------------------|---------------------------------------|--------------------------------|--------------------------------|---------------------------------|-------------------|--------------------------------------|-----------------|---------------|
| Club Number | Club Name | Charter Date | Times in Status Quo in Past 2 Years | Current Member Count ** | YTD Members Added | YTD Members Dropped | YTD Net Growth% *** | Member Count 1 Year Ago | Dropped Members Avg.Length of Service | Months Since Membership Update | Current Officers Reported **** | Current President Repeated Term | VP Reported ***** | Last Date Reported Service (mm/yyyy) | Account Balance | YTD Donations |
| Clubs more than two years old | | | | | | | | | | | | | | | | |
| 145 | BENTON | 03/12/1935 | Active | 29 | 0 | 0 | 0.00% | 26 | | 8 | N | None | | 12/2018 | | |
| 148 | CARBONDALE | 07/15/1921 | Active | 41 | 0 | 0 | 0.00% | 42 | | 1 | Y | 2 | N | 02/2024 | | |
| 152 | CARTERVILLE | 05/18/1922 | Active | 31 | 1 | 0 | 3.33% | 29 | | 0 | Y | | N | 04/2024 | | |
| 158 | CHESTER | 04/20/1936 | Active | 21 | 1 | 0 | 5.00% | 14 | | 0 | Y | 2 | R | 07/2025 | | \$25.00 |
| 159 | CHRISTOPHER | 02/07/1924 | Active | 29 | 0 | 0 | 0.00% | 25 | | 3 | Y | | N | 07/2025 | | |
| Exc Award (06/30/2024) | | | | | | | | | | | | | | | | |
| 161 | COBDEN | 04/21/1938 | Active | 36 | 0 | 0 | 0.00% | 36 | | 25 | N | None | | 12/2023 | | |
| 165 | DESOTO | 06/19/1970 | Active | 16 | 0 | 0 | 0.00% | 17 | | 9 | N | None | | | | |
| 167 | DU QUOIN | 03/10/1936 | Active | 9 | 0 | 0 | 0.00% | 9 | | 26 | N | None | | | | |
| 170 | ELDORADO | 11/23/1922 | Active | 22 | 1 | 0 | 4.76% | 24 | | 0 | Y | | N | 07/2025 | | |
| Exc Award (06/30/2023) | | | | | | | | | | | | | | | | |
| 176 | GALATIA | 03/09/1973 | Active(1) | 16 | 0 | 0 | 0.00% | 19 | | 2 | Y | 21 | | 03/2018 | | |
| 47941 | HARRISBURG TOWN & COUNTRY | 12/14/1987 | Active | 14 | 0 | 0 | 0.00% | 17 | | 0 | Y | 2 | R | 07/2025 | | |
| 179 | HERRIN-ENERGY | 06/06/1922 | Active | 12 | 0 | 0 | 0.00% | 12 | | 3 | Y | | N | 05/2024 | | |
| 66804 | JOHNSTON CITY | 11/05/2002 | Active | 14 | 0 | 0 | 0.00% | 12 | | 2 | Y | 3 | R | 05/2025 | | |
| 188 | LENZBURG | 03/14/1963 | Active | 6 | 0 | 0 | 0.00% | 6 | | 12 | N | None | | | | |
| 190 | MARION | 04/24/1923 | Active | 29 | 0 | 0 | 0.00% | 31 | | 3 | Y | 7 | R | 06/2025 | | |
| 193 | METROPOLIS | 01/24/1941 | Active | 14 | 0 | 0 | 0.00% | 15 | | 0 | N | None | | 05/2021 | | |
| 194 | MOUNDS | 11/02/1959 | Active | 17 | 0 | 0 | 0.00% | 16 | | 0 | Y | 5 | | 07/2025 | | \$100.00 |
| Exc Award (06/30/2018) | | | | | | | | | | | | | | | | |
| 199 | NEW ATHENS | 12/20/1951 | Active | 9 | 0 | 0 | 0.00% | 9 | | 2 | N | None | | 02/2020 | | |
| 206 | RED BUD | 05/06/1935 | Active | 48 | 1 | 1 | 0.00% | 53 | 22 | 0 | Y | | | 10/2018 | | |
| 216 | SPARTA | 05/15/1939 | Active | 40 | 0 | 0 | 0.00% | 41 | | 1 | Y | | N | 07/2025 | | |
| Exc Award (06/30/2024) | | | | | | | | | | | | | | | | |
| 217 | STEELEVILLE | 05/04/1936 | Active | 10 | 0 | 0 | 0.00% | 10 | | 16 | Y | 2 | N | 07/2025 | | |
| 221 | TRICO | 04/14/1955 | Active | 12 | 0 | 0 | 0.00% | 10 | | 2 | N | None | | | | |
| 224 | WEST FRANKFORT | 10/19/1922 | Active | 26 | 0 | 0 | 0.00% | 30 | | 1 | Y | | N | 07/2025 | | |



Club Health Assessment for District 1 CS through July 2025

INTERNATIONAL

| | | | | | | Status | | Membership | | | | | Reports | | | | Finance | | LCIF |
|---------------------------|---------------------|---------------------------|-------------------|-----------------------------|---------|-------------------------------------|-------------------------|----------------------------|-------------------------------|--------------------------------------|----------------------------------|---------------------------------------|--------------------------------|--|---------------------------------|----------------------------|--------------------------------------|--|---------------|
| | | | | | | Times in Status Quo in Past 2 Years | Current Member Count ** | YTD Members Added | YTD Members Dropped | YTD Net Growth*** | Member Count 1 Year Ago | Dropped Members Avg.Length of Service | Months Since Membership Update | Current Officers Reported **** | Current President Repeated Term | VP Reported ***** | Last Date Reported Service (mm/yyyy) | Account Balance | YTD Donations |
| Club Number | Club Name | | Charter Date | | | | | | | | | | | | | | | | |
| Current Total Clubs Count | YTD New Clubs Count | YTD Cancelled Clubs Count | YTD Net Club Gain | Current Total Members Count | YTD Add | YTD Drop | YTD Net Growth % | Member Count 12 Months Ago | Average Member Count Per Club | % of Clubs with less than 20 members | % No Officer Report in 12 Months | % of Clubs with balance 90+ days | Number of Clubs in Status Quo | % Status Quo Clubs in Financial Suspension | Number of Cancelled Clubs | Average Cancelled Club Age | Members Lost Due to Cancellation | % of Clubs Cancelled for Non-Financial Reasons | |
| 23 | 0 | 0 | 0 | 501 | 4 | 1 | 3 | 0.60% | 503 | 22 | 52% | 35% | 0% | 0 | 0% | 0 | 0 | 0 | |

* - P - Priority Club. Cancellation Reasons: 1-Objectives/conduct, 2-Non-active club, 5-Non-existing club, 6-Disbanding, 7-Merger, 8-Financial Suspension, 9-District/Multiple District Dues.

** Red denotes below 15 active members.

*** Red denotes 20% + loss.

**** Y - all 3 (President, Secretary, Treasurer) club officers reported, N - not all 3 reported.

***** Abbreviation: N-New, IP-Immediate Past, R-Repeat.



Club Health Assessment for District 1 D through July 2025

| | | | Status | Membership | | | | | | Reports | | | | | Finance | | LCIF |
|-------------------------------|------------------------------------|--------------|-------------------------------------|-------------------------|-------------------|---------------------|---------------------|-------------------------|---------------------------------------|--------------------------------|--------------------------------|---------------------------------|-------------------|--------------------------------------|-----------------|---------------|------|
| Club Number | Club Name | Charter Date | Times in Status Quo in Past 2 Years | Current Member Count ** | YTD Members Added | YTD Members Dropped | YTD Net Growth% *** | Member Count 1 Year Ago | Dropped Members Avg.Length of Service | Months Since Membership Update | Current Officers Reported **** | Current President Repeated Term | VP Reported ***** | Last Date Reported Service (mm/yyyy) | Account Balance | YTD Donations | |
| Clubs less than two years old | | | | | | | | | | | | | | | | | |
| 177925 | Rockford 815 | 08/28/2024 | Active | 24 | 0 | 0 | 0.00% | 0 | | 1 | Y | | N | 04/2025 | | | |
| Clubs more than two years old | | | | | | | | | | | | | | | | | |
| 225 | ALBANY | 05/11/1970 | Active | 20 | 0 | 0 | 0.00% | 20 | | 2 | N | None | | 08/2020 | | | |
| 226 | AMBOY | 01/22/1948 | Active | 35 | 0 | 1 | -2.78% | 40 | 12 | 0 | Y | 3 | R | 05/2025 | | | |
| | Exc Award (06/30/2019) | | | | | | | | | | | | | | | | |
| 227 | APPLE RIVER | 03/07/1946 | Active | 34 | 0 | 0 | 0.00% | 37 | | 1 | N | | | 10/2019 | | | |
| 229 | BELVIDERE | 04/16/1946 | Active | 44 | 0 | 0 | 0.00% | 45 | | 0 | Y | | N | 05/2025 | | | |
| | Exc Award (06/30/2019, 06/30/2023) | | | | | | | | | | | | | | | | |
| 230 | BYRON | 05/20/1960 | Active | 35 | 0 | 0 | 0.00% | 42 | | 1 | Y | 12 | R | 10/2015 | | | |
| 231 | CAPRON | 03/30/1955 | Active | 30 | 1 | 0 | 3.45% | 27 | | 0 | Y | | R | 07/2025 | | | |
| 51571 | CEDARVILLE | 04/25/1991 | Active | 20 | 1 | 2 | -4.76% | 20 | 0 | 0 | Y | 2 | R | 07/2025 | | | |
| 232 | CHADWICK | 04/19/1963 | Active | 19 | 0 | 0 | 0.00% | 18 | | 3 | Y | | N | 04/2025 | | | |
| 235 | DIXON EVENING | 03/10/1964 | Active | 14 | 0 | 0 | 0.00% | 15 | | 1 | Y | | N | 03/2019 | | | |
| 132258 | Dixon Lioness | 07/27/2017 | Active | 21 | 0 | 0 | 0.00% | 21 | | 2 | Y | | R | 03/2023 | | | |
| 234 | DIXON NOON | 04/23/1936 | Active | 16 | 0 | 0 | 0.00% | 16 | | 0 | Y | 3 | R | 12/2024 | | | |
| 236 | DURAND | 06/29/1973 | Active | 38 | 0 | 0 | 0.00% | 40 | | 0 | Y | | N | 07/2025 | | | |
| 237 | EAST DUBUQUE | 06/22/1936 | Active | 27 | 0 | 0 | 0.00% | 26 | | 1 | Y | 4 | | 04/2023 | | | |
| 240 | FORRESTON | 05/22/1963 | Active | 24 | 0 | 0 | 0.00% | 26 | | 1 | Y | 4 | R | 12/2021 | | | |
| 242 | FREEPORT | 03/26/1936 | Active | 30 | 0 | 0 | 0.00% | 29 | | 0 | Y | | N | 07/2025 | | | |
| | Exc Award (06/30/2023) | | | | | | | | | | | | | | | | |
| 244 | GALENA | 09/14/1936 | Active | 34 | 0 | 0 | 0.00% | 34 | | 1 | Y | 3 | R | 12/2024 | | | |
| 245 | GENOA | 10/28/1952 | Active | 24 | 0 | 0 | 0.00% | 25 | | 3 | Y | | N | 07/2024 | | | |
| 38247 | GERMAN VALLEY | 04/28/1980 | Active | 28 | 0 | 0 | 0.00% | 31 | | 1 | N | | N | 07/2025 | | | |
| | Exc Award (06/30/2023) | | | | | | | | | | | | | | | | |
| 248 | KIRKLAND | 08/04/1948 | Active | 73 | 0 | 0 | 0.00% | 68 | | 2 | Y | | N | 03/2025 | | | |
| 249 | LANARK | 06/11/1956 | Active | 43 | 0 | 0 | 0.00% | 41 | | 0 | Y | | N | 05/2025 | | | |
| 250 | LEAF RIVER | 03/11/1957 | Active | 18 | 0 | 0 | 0.00% | 20 | | 0 | N | None | N | 06/2025 | | | |
| | Exc Award (06/30/2019) | | | | | | | | | | | | | | | | |



Club Health Assessment for District 1 D through July 2025

| | | | Status | Membership | | | | | | Reports | | | | Finance | LCIF | |
|-------------|--|--------------|-------------------------------------|-------------------------|-------------------|---------------------|---------------------|-------------------------|---------------------------------------|--------------------------------|--------------------------------|---------------------------------|-------------------|--------------------------------------|-----------------|---------------|
| Club Number | Club Name | Charter Date | Times in Status Quo in Past 2 Years | Current Member Count ** | YTD Members Added | YTD Members Dropped | YTD Net Growth% *** | Member Count 1 Year Ago | Dropped Members Avg.Length of Service | Months Since Membership Update | Current Officers Reported **** | Current President Repeated Term | VP Reported ***** | Last Date Reported Service (mm/yyyy) | Account Balance | YTD Donations |
| 251 | LENA | 06/01/1949 | Active | 70 | 0 | 3 | -4.11% | 78 | 18 | 0 | Y | | N | 07/2025 | | \$500.00 |
| | Exc Award (06/30/2019) | | | | | | | | | | | | | | | |
| 252 | LOVES PARK | 10/23/1950 | Active | 26 | 0 | 0 | 0.00% | 26 | | 14 | Y | 2 | R | 06/2025 | | |
| 122671 | MACKTOWN | 06/30/2014 | Active | 5 | 0 | 0 | 0.00% | 5 | | 25 | N | None | | 05/2019 | | |
| 256 | MORRISON | 09/29/1938 | Active | 23 | 0 | 0 | 0.00% | 25 | | 1 | Y | 2 | R | 06/2025 | | |
| 257 | MOUNT CARROLL | 04/16/1948 | Active | 36 | 0 | 0 | 0.00% | 36 | | 1 | Y | 2 | R | 07/2025 | | |
| 122012 | Orangeville | 04/28/2014 | Active | 21 | 0 | 0 | 0.00% | 24 | | 1 | Y | | N | 07/2025 | | |
| | Exc Award (06/30/2022) | | | | | | | | | | | | | | | |
| 259 | OREGON | 07/08/1952 | Active | 43 | 0 | 0 | 0.00% | 41 | | 1 | Y | | N | 07/2025 | | |
| | Exc Award (06/30/2022, 06/30/2024) | | | | | | | | | | | | | | | |
| 260 | PAW PAW | 04/11/1946 | Active | 65 | 0 | 1 | -1.52% | 66 | 3 | 0 | Y | | N | 04/2025 | | |
| 261 | PEARL CITY | 10/21/1954 | Active(1) | 35 | 0 | 0 | 0.00% | 36 | | 1 | N | 2 | | 06/2025 | | |
| | Exc Award (06/30/2019) | | | | | | | | | | | | | | | |
| 262 | PECATONICA | 06/02/1961 | Active | 20 | 0 | 2 | -9.09% | 18 | 2 | 0 | Y | 9 | | 07/2025 | | |
| 263 | POLO | 02/17/1948 | Active | 53 | 0 | 0 | 0.00% | 54 | | 1 | N | | | 04/2025 | | |
| 264 | POPLAR GROVE | 02/21/1961 | Active | 37 | 0 | 0 | 0.00% | 37 | | 3 | Y | | N | 04/2025 | | |
| 265 | PROPHETSTOWN | 12/11/1947 | Active | 17 | 0 | 0 | 0.00% | 17 | | 1 | Y | 2 | | 02/2020 | | |
| 266 | ROCHELLE | 08/22/1951 | Active | 14 | 0 | 4 | -22.22% | 16 | 30 | 0 | N | 3 | R | 06/2025 | | |
| 268 | ROCKFORD | 02/03/1920 | Active | 44 | 2 | 3 | -2.22% | 45 | 1 | 0 | Y | | | 10/2024 | | |
| | Exc Award (06/30/2016, 06/30/2017, 06/30/2018, 06/30/2020, 06/30/2021, 06/30/2022) | | | | | | | | | | | | | | | |
| 270 | ROCKTON | 12/14/1938 | Active | 73 | 0 | 0 | 0.00% | 64 | | 2 | N | None | | 03/2025 | | |
| | Exc Award (06/30/2016) | | | | | | | | | | | | | | | |
| 271 | ROSCOE | 06/12/1961 | Active | 19 | 0 | 0 | 0.00% | 20 | | 2 | Y | | N | 02/2012 | | |
| 272 | SAVANNA | 09/20/1927 | Active | 25 | 0 | 0 | 0.00% | 22 | | 1 | Y | 18 | | 11/2024 | | |
| 274 | SHANNON | 08/12/1955 | Active | 20 | 0 | 0 | 0.00% | 22 | | 2 | Y | 6 | | 04/2018 | | |
| 275 | SOUTH BELOIT | 05/16/1944 | Active | 31 | 0 | 0 | 0.00% | 30 | | 3 | N | 2 | | 01/2019 | | |
| 278 | STILLMAN VALLEY | 04/16/1956 | Active | 21 | 0 | 0 | 0.00% | 19 | | 2 | Y | | N | 06/2019 | | |
| 279 | STOCKTON | 05/07/1945 | Active | 17 | 0 | 0 | 0.00% | 17 | | 12 | N | 13 | | 07/2012 | | |
| 280 | TAMPICO | 08/29/1957 | Active | 8 | 0 | 0 | 0.00% | 10 | | 1 | Y | 5 | N | 05/2025 | | |



Club Health Assessment for District 1 D through July 2025

INTERNATIONAL

| Club Number | Club Name | Charter Date | Status | | Membership | | | | | Reports | | | | Finance | | LCIF | | |
|---------------------------|---------------------|---------------------------|-------------------------------------|-----------------------------|-------------------|---------------------|---------------------|----------------------------|---------------------------------------|--------------------------------------|----------------------------------|----------------------------------|-------------------------------|--|---------------------------|----------------------------|----------------------------------|--|
| | | | Times in Status Quo in Past 2 Years | Current Member Count ** | YTD Members Added | YTD Members Dropped | YTD Net Growth% *** | Member Count 1 Year Ago | Dropped Members Avg.Length of Service | Months Since Membership Update | Current Officers Reported **** | Current President Repeated Term | VP Reported ***** | Last Date Reported Service (mm/yyyy) | Account Balance | YTD Donations | | |
| 281 | THOMSON | 07/22/1957 | Active | 9 | 0 | 1 | -10.00% | 10 | 51 | 0 | N | | | 08/2019 | | | | |
| 282 | WARREN | 08/23/1949 | Active | 19 | 0 | 0 | 0.00% | 20 | | 0 | Y | | N | 12/2024 | | | | |
| 283 | WINNEBAGO | 05/29/1961 | Active | 19 | 0 | 0 | 0.00% | 17 | | 8 | N | None | | 12/2023 | | | | |
| Current Total Clubs Count | YTD New Clubs Count | YTD Cancelled Clubs Count | YTD Net Club Gain | Current Total Members Count | YTD Add | YTD Drop | YTD Net Growth % | Member Count 12 Months Ago | Average Member Count Per Club | % of Clubs with less than 20 members | % No Officer Report in 12 Months | % of Clubs with balance 90+ days | Number of Clubs in Status Quo | % Status Quo Clubs in Financial Suspension | Number of Cancelled Clubs | Average Cancelled Club Age | Members Lost Due to Cancellation | % of Clubs Cancelled for Non-Financial Reasons |
| 48 | 0 | 0 | 0 | 1,421 | 4 | 17 | -13 | 1,416 | 30 | 27% | 8% | 0% | 0 | 0% | 0 | 0 | 0 | 0% |

* - P - Priority Club. Cancellation Reasons: 1-Objectives/conduct, 2-Non-active club, 5-Non-existing club, 6-Disbanding, 7-Merger, 8-Financial Suspension, 9-District/Multiple District Dues.

** Red denotes below 15 active members.

*** Red denotes 20% + loss.

**** Y - all 3 (President, Secretary, Treasurer) club officers reported, N - not all 3 reported.

***** Abbreviation: N-New, IP-Immediate Past, R-Repeat.



Club Health Assessment for District 1 F through July 2025

| | | | Status | Membership | | | | | Reports | | | | | Finance | LCIF | |
|--|------------------------|--------------|-------------------------------------|-------------------------|-------------------|---------------------|---------------------|-------------------------|---------------------------------------|--------------------------------|--------------------------------|---------------------------------|-------------------|--------------------------------------|-----------------|---------------|
| Club Number | Club Name | Charter Date | Times in Status Quo in Past 2 Years | Current Member Count ** | YTD Members Added | YTD Members Dropped | YTD Net Growth% *** | Member Count 1 Year Ago | Dropped Members Avg.Length of Service | Months Since Membership Update | Current Officers Reported **** | Current President Repeated Term | VP Reported ***** | Last Date Reported Service (mm/yyyy) | Account Balance | YTD Donations |
| Clubs more than two years old | | | | | | | | | | | | | | | | |
| 362 | ANTIOCH | 07/16/1937 | Active | 99 | 0 | 0 | 0.00% | 92 | | 6 | Y | | | 11/2024 | | |
| 363 | ARLINGTON HEIGHTS | 09/25/1925 | Active | 32 | 0 | 0 | 0.00% | 32 | | 0 | Y | | N | 01/2025 | | |
| 364 | BARRINGTON | 10/15/1925 | Active | 54 | 0 | 0 | 0.00% | 52 | | 1 | Y | 2 | R | 01/2025 | | \$50.00 |
| 120169 | Buffalo Grove | 08/16/2013 | Active | 13 | 0 | 0 | 0.00% | 13 | | 12 | N | None | | 04/2025 | | |
| 367 | DEERFIELD | 01/28/1949 | Active | 16 | 0 | 0 | 0.00% | 16 | | 9 | N | None | | | | |
| 368 | DES PLAINES | 05/06/1924 | Active | 7 | 0 | 0 | 0.00% | 5 | | 1 | Y | | | 04/2025 | | |
| Exc Award (06/30/2023) | | | | | | | | | | | | | | | | |
| 369 | ELK GROVE VILLAGE | 10/28/1958 | Active | 25 | 0 | 0 | 0.00% | 25 | | 0 | Y | 2 | | 07/2025 | | |
| 111092 | EVANSTON SUNRISE | 05/25/2011 | Active | 11 | 0 | 0 | 0.00% | 14 | | 1 | Y | | N | 07/2024 | | |
| 372 | FOX LAKE | 10/15/1948 | Active | 18 | 0 | 0 | 0.00% | 16 | | 1 | Y | 2 | R | 06/2019 | | |
| 373 | GAGEWOOD | 05/20/1959 | Active | 28 | 0 | 0 | 0.00% | 29 | | 3 | Y | 3 | N | 04/2021 | | |
| 375 | GLENVIEW | 08/21/1950 | Active | 20 | 0 | 0 | 0.00% | 20 | | 10 | Y | 4 | R | 01/2025 | | |
| 376 | GRAYSLAKE | 05/29/1940 | Active | 48 | 0 | 2 | -4.00% | 41 | 28 | 0 | Y | 2 | R | 07/2025 | | |
| 380 | LAKE FOREST LAKE BLUFF | 04/03/1950 | Active | 30 | 0 | 0 | 0.00% | 29 | | 6 | Y | | N | 01/2025 | | \$2,000.00 |
| 381 | LAKE VILLA TOWNSHIP | 06/04/1963 | Active | 34 | 0 | 0 | 0.00% | 31 | | 1 | Y | | N | 01/2025 | | |
| Exc Award (06/30/2017) | | | | | | | | | | | | | | | | |
| 382 | LAKE ZURICH | 08/01/1939 | Active | 63 | 0 | 0 | 0.00% | 61 | | 2 | Y | 3 | N | 01/2025 | | |
| 43064 | LONG GROVE | 10/28/1983 | Active | 32 | 1 | 0 | 3.23% | 31 | | 0 | Y | 4 | R | | | |
| 385 | MOUNT PROSPECT | 03/01/1934 | Active | 90 | 1 | 0 | 1.12% | 87 | | 0 | Y | | N | 01/2025 | | |
| Exc Award (06/30/2016) | | | | | | | | | | | | | | | | |
| 387 | NILES | 02/27/1953 | Active | 16 | 0 | 0 | 0.00% | 23 | | 1 | Y | 2 | R | 07/2011 | | |
| 389 | NORTH CHICAGO | 11/15/1954 | Active | 12 | 0 | 0 | 0.00% | 12 | | 5 | N | None | | 01/2025 | | |
| 391 | PALATINE | 09/29/1925 | Active | 20 | 2 | 0 | 11.11% | 20 | | 0 | Y | 6 | R | 01/2025 | | |
| 393 | PARK RIDGE | 06/30/1947 | Active | 18 | 0 | 0 | 0.00% | 20 | | 3 | Y | 13 | R | 08/2023 | | |
| 394 | PROSPECT HEIGHTS | 01/29/1954 | Active | 24 | 0 | 0 | 0.00% | 19 | | 1 | Y | | R | 04/2025 | | |
| 396 | SCHAUMBURG-HOFFMAN | 04/12/1961 | Active | 25 | 0 | 0 | 0.00% | 31 | | 1 | Y | 7 | R | 06/2025 | | \$100.00 |
| Exc Award (06/30/2016, 06/30/2017, 06/30/2019) | | | | | | | | | | | | | | | | |



Club Health Assessment for District 1 F through July 2025

| | | | | Membership | | | | | | | Reports | | | | Finance | | LCIF | | |
|---------------------------|----------------------|---------------------------|-------------------------------------|-----------------------------|-------------------------|-------------------|---------------------|-------------------|----------------------------|---------------------------------------|--------------------------------------|----------------------------------|----------------------------------|-------------------------------|--|---------------------------|----------------------------|----------------------------------|--|
| Club Number | Club Name | Charter Date | Status | | Current Member Count ** | YTD Members Added | YTD Members Dropped | YTD Net Growth*** | Member Count 1 Year Ago | Dropped Members Avg.Length of Service | Months Since Membership Update | Current Officers Reported **** | Current President Repeated Term | VP Reported ***** | Last Date Reported Service (mm/yyyy) | Account Balance | YTD Donations | | |
| | | | Times in Status Quo in Past 2 Years | | | | | | | | | | | | | | | | |
| 42364 | SKOKIE | 03/03/1983 | Active | | 18 | 0 | 0 | 0.00% | 18 | | 2 | Y | 6 | R | 01/2025 | | | | |
| Exc Award (07/01/2017) | | | | | | | | | | | | | | | | | | | |
| 42365 | VERNON HILLS | 03/14/1983 | Active | | 15 | 0 | 0 | 0.00% | 17 | | 0 | Y | | R | 12/2023 | | | | |
| 399 | WAUCONDA | 08/13/1941 | Active | | 31 | 0 | 0 | 0.00% | 30 | | 0 | Y | | N | 10/2022 | | | | |
| 401 | WAUKEGAN LITTLE FORT | 02/07/1973 | Active | | 12 | 3 | 2 | 9.09% | 13 | 4 | 0 | Y | 6 | R | 07/2025 | | | | |
| 53174 | WAUKEGAN UPTOWN | 05/28/1992 | Active | | 11 | 0 | 0 | 0.00% | 10 | | 8 | Y | | | 03/2024 | | \$100.00 | | |
| 405 | WINTHROP HARBOR | 09/23/1954 | Active | | 22 | 0 | 0 | 0.00% | 14 | | 2 | Y | 3 | R | 06/2025 | | \$1,000.00 | | |
| Current Total Clubs Count | YTD New Clubs Count | YTD Cancelled Clubs Count | YTD Net Club Gain | Current Total Members Count | YTD Add | YTD Drop | YTD Net Growth | YTD Net Growth % | Member Count 12 Months Ago | Average Member Count Per Club | % of Clubs with less than 20 members | % No Officer Report in 12 Months | % of Clubs with balance 90+ days | Number of Clubs in Status Quo | % Status Quo Clubs in Financial Suspension | Number of Cancelled Clubs | Average Cancelled Club Age | Members Lost Due to Cancellation | % of Clubs Cancelled for Non-Financial Reasons |
| 29 | 0 | 0 | 0 | 844 | 7 | 4 | 3 | 0.36% | 821 | 29 | 41% | 10% | 0% | 0 | 0% | 0 | 0 | 0 | 0% |

* - P - Priority Club. Cancellation Reasons: 1-Objectives/conduct, 2-Non-active club, 5-Non-existing club, 6-Disbanding, 7-Merger, 8-Financial Suspension, 9-District/Multiple District Dues.

** Red denotes below 15 active members.

*** Red denotes 20% + loss.

**** Y - all 3 (President, Secretary, Treasurer) club officers reported, N - not all 3 reported.

***** Abbreviation: N-New, IP-Immediate Past, R-Repeat.



Club Health Assessment for District 1 G through July 2025

| | | | Status | Membership | | | | | Reports | | | | Finance | | LCIF | |
|------------------------------------|--------------|--------------|-------------------------------------|-------------------------|-------------------|---------------------|---------------------|-------------------------|---------------------------------------|--------------------------------|--------------------------------|---------------------------------|-------------------|--------------------------------------|-----------------|---------------|
| Club Number | Club Name | Charter Date | Times in Status Quo in Past 2 Years | Current Member Count ** | YTD Members Added | YTD Members Dropped | YTD Net Growth% *** | Member Count 1 Year Ago | Dropped Members Avg.Length of Service | Months Since Membership Update | Current Officers Reported **** | Current President Repeated Term | VP Reported ***** | Last Date Reported Service (mm/yyyy) | Account Balance | YTD Donations |
| Clubs more than two years old | | | | | | | | | | | | | | | | |
| 409 | AUGUSTA | 11/30/1949 | Active | 14 | 0 | 0 | 0.00% | 9 | | 3 | Y | 2 | N | 12/2024 | | |
| 31908 | BEARDSTOWN | 03/31/1976 | Active | 34 | 0 | 0 | 0.00% | 34 | | 10 | N | None | | | | |
| 412 | CAMP POINT | 09/30/1946 | Active | 19 | 0 | 0 | 0.00% | 22 | | 1 | Y | 2 | | 03/2024 | | |
| 413 | CARLINVILLE | 05/22/1944 | Active | 58 | 0 | 3 | -4.92% | 61 | 19 | 0 | Y | | N | 09/2024 | | |
| 414 | CARROLLTON | 09/26/1935 | Active | 8 | 0 | 0 | 0.00% | 19 | | 1 | Y | | IP | 03/2016 | | |
| 41440 | CHAPIN | 06/28/1982 | Active | 26 | 0 | 0 | 0.00% | 26 | | 3 | Y | | N | 07/2025 | | |
| 415 | CLAYTON | 01/31/1949 | Active | 10 | 0 | 0 | 0.00% | 10 | | 42 | Y | 2 | | 03/2022 | | |
| 416 | COATSBURG | 11/18/1958 | Active | 36 | 0 | 0 | 0.00% | 33 | | 1 | Y | 2 | R | 07/2025 | | |
| Exc Award (06/30/2023) | | | | | | | | | | | | | | | | |
| 419 | EDWARDSVILLE | 06/30/1944 | Active(1) | 3 | 0 | 0 | 0.00% | 8 | | 5 | N | None | | 10/2015 | | |
| 421 | FRANKLIN | 12/26/1951 | Active | 28 | 0 | 0 | 0.00% | 29 | | 0 | Y | | R | 07/2023 | | |
| 43586 | GILLESPIE | 03/14/1984 | Active | 13 | 0 | 0 | 0.00% | 13 | | 5 | Y | 3 | | 12/2023 | | |
| 423 | GOLDEN | 06/28/1940 | Active | 14 | 0 | 0 | 0.00% | 14 | | 8 | Y | 5 | | 05/2025 | | |
| 424 | GREENFIELD | 04/10/1939 | Active | 14 | 0 | 0 | 0.00% | 20 | | 1 | Y | 2 | N | 07/2025 | | |
| 30410 | HIGHLAND | 03/20/1975 | Active | 69 | 0 | 0 | 0.00% | 67 | | 2 | Y | | N | 06/2025 | | \$50.00 |
| Exc Award (06/30/2024) | | | | | | | | | | | | | | | | |
| 427 | HULL | 03/24/1952 | Active | 24 | 0 | 0 | 0.00% | 24 | | 18 | N | None | | 01/2020 | | |
| 428 | JACKSONVILLE | 04/03/1924 | Active | 25 | 0 | 2 | -7.41% | 22 | 6 | 0 | Y | 2 | N | 07/2025 | | |
| Exc Award (06/30/2018, 06/30/2024) | | | | | | | | | | | | | | | | |
| 429 | JERSEYVILLE | 06/17/1935 | Active | 7 | 0 | 0 | 0.00% | 7 | | 11 | Y | 12 | | | | |
| 430 | LIBERTY | 10/10/1946 | Active | 35 | 0 | 0 | 0.00% | 34 | | 1 | Y | | | 07/2018 | | |
| 432 | LORAIN | 03/23/1971 | Active(1) | 40 | 1 | 0 | 2.56% | 32 | | 0 | Y | | N | 07/2025 | | \$250.00 |
| 434 | MARINE | 03/27/1967 | Active | 9 | 0 | 0 | 0.00% | 9 | | 13 | Y | 7 | R | 04/2016 | | |
| 435 | MENDON | 06/11/1940 | Active | 21 | 0 | 0 | 0.00% | 22 | | 3 | Y | | R | 07/2014 | | |
| 439 | PALMYRA | 09/26/1940 | Active | 11 | 0 | 0 | 0.00% | 11 | | 14 | Y | 2 | R | | | |
| 440 | PITTSFIELD | 09/22/1920 | Active | 19 | 0 | 0 | 0.00% | 21 | | 2 | N | | | 12/2024 | | |
| 444 | QUINCY | 07/21/1919 | Active | 14 | 1 | 0 | 7.69% | 13 | | 0 | Y | | N | 07/2025 | | |



Club Health Assessment for District 1 G through July 2025

INTERNATIONAL

| | | | Status | Membership | | | | | Reports | | | | | Finance | LCIF | |
|-------------|------------------------|--------------|-------------------------------------|-------------------------|-------------------|---------------------|---------------------|-------------------------|---------------------------------------|--------------------------------|--------------------------------|---------------------------------|-------------------|--------------------------------------|-----------------|---------------|
| Club Number | Club Name | Charter Date | Times in Status Quo in Past 2 Years | Current Member Count ** | YTD Members Added | YTD Members Dropped | YTD Net Growth% *** | Member Count 1 Year Ago | Dropped Members Avg.Length of Service | Months Since Membership Update | Current Officers Reported **** | Current President Repeated Term | VP Reported ***** | Last Date Reported Service (mm/yyyy) | Account Balance | YTD Donations |
| 29444 | RUSHVILLE | 06/21/1974 | Active | 11 | 0 | 0 | 0.00% | 11 | | 1 | Y | | N | 10/2018 | | |
| 448 | STAUNTON | 04/10/1950 | Active | 9 | 0 | 0 | 0.00% | 9 | | 8 | Y | 12 | R | 07/2024 | | |
| | Exc Award (06/30/2016) | | | | | | | | | | | | | | | |
| 450 | TIMEWELL | 12/19/1950 | Active | 7 | 0 | 0 | 0.00% | 7 | | 16 | Y | 15 | R | 07/2025 | | |
| 44409 | VERSAILLES | 12/28/1984 | Active | 10 | 0 | 0 | 0.00% | 9 | | 1 | N | None | | 02/2019 | | |
| 110580 | WARSAW | 03/17/2011 | Active | 16 | 0 | 0 | 0.00% | 20 | | 4 | Y | 4 | N | 05/2022 | | |
| 454 | WAVERLY | 09/18/1940 | Active | 21 | 0 | 0 | 0.00% | 21 | | 17 | Y | 16 | R | 12/2019 | | |
| 455 | WHITE HALL | 03/28/1939 | Active | 36 | 1 | 1 | 0.00% | 34 | 9 | 0 | Y | | N | 06/2019 | | |

Clubs Cancelled Previous Fiscal Year – Clubs Cancelled within last 12 months may be reinstated

| Club Number | Club Name | Charter Date | Current Status* | Cancellation Date |
|-------------|------------|--------------|-----------------|-------------------|
| 441 | PLAINVILLE | 02/28/1952 | Cancelled(6*) | 11/30/2024 |

| Current Total Clubs Count | YTD New Clubs Count | YTD Cancelled Clubs Count | YTD Net Club Gain | Current Total Members Count | YTD Add | YTD Drop | YTD Net Growth | YTD Net Growth % | Member Count 12 Months Ago | Average Member Count Per Club | % of Clubs with less than 20 members | % No Officer Report in 12 Months | % of Clubs with balance 90+ days | Number of Clubs in Status Quo | % Status Quo Clubs in Financial Suspension | Number of Cancelled Clubs | Average Cancelled Club Age | Members Lost Due to Cancellation | % of Clubs Cancelled for Non-Financial Reasons |
|---------------------------|---------------------|---------------------------|-------------------|-----------------------------|---------|----------|----------------|------------------|----------------------------|-------------------------------|--------------------------------------|----------------------------------|----------------------------------|-------------------------------|--|---------------------------|----------------------------|----------------------------------|--|
| 31 | 0 | 0 | 0 | 661 | 3 | 6 | -3 | -0.45% | 671 | 21 | 58% | 13% | 0% | 0 | 0% | 0 | 0 | 0 | 0% |

* - P - Priority Club. Cancellation Reasons: 1-Objectives/conduct, 2-Non-active club, 5-Non-existing club, 6-Disbanding, 7-Merger, 8-Financial Suspension, 9-District/Multiple District Dues.

** Red denotes below 15 active members.


*** Red denotes 20% + loss.

**** Y - all 3 (President, Secretary, Treasurer) club officers reported, N - not all 3 reported.

***** Abbreviation: N-New, IP-Immediate Past, R-Repeat.



Club Health Assessment for District 1 H through July 2025

|  | | | Status | Membership | | | | | Reports | | | | | Finance | LCIF | |
|--|-----------------------|--------------|-------------------------------------|-------------------------|-------------------|---------------------|---------------------|-------------------------|---------------------------------------|--------------------------------|--------------------------------|---------------------------------|-------------------|--------------------------------------|-----------------|---------------|
| Club Number | Club Name | Charter Date | Times in Status Quo in Past 2 Years | Current Member Count ** | YTD Members Added | YTD Members Dropped | YTD Net Growth% *** | Member Count 1 Year Ago | Dropped Members Avg.Length of Service | Months Since Membership Update | Current Officers Reported **** | Current President Repeated Term | VP Reported ***** | Last Date Reported Service (mm/yyyy) | Account Balance | YTD Donations |
| Clubs more than two years old | | | | | | | | | | | | | | | | |
| 58411 | ALPHA-WOODHULL ALWOOD | 06/20/1996 | Active | 14 | 0 | 0 | 0.00% | 15 | | 8 | N | None | | 11/2024 | | |
| 460 | ALTONA | 03/19/1953 | Active | 22 | 0 | 1 | -4.35% | 23 | 33 | 0 | Y | 2 | | 11/2024 | | |
| 461 | ANDALUSIA | 11/23/1962 | Active | 23 | 4 | 1 | 15.00% | 20 | 31 | 0 | Y | 7 | | 12/2024 | | |
| 463 | ASTORIA | 11/23/1970 | Active | 25 | 0 | 0 | 0.00% | 27 | | 1 | Y | 2 | N | 08/2024 | | |
| 462 | AVON | 03/22/1956 | Active | 22 | 0 | 0 | 0.00% | 22 | | 1 | N | 2 | R | 03/2025 | | |
| 464 | BARTONVILLE | 03/18/1954 | Active | 33 | 0 | 0 | 0.00% | 35 | | 1 | Y | 3 | R | 11/2024 | | |
| 467 | BRADFORD | 04/09/1965 | Active | 19 | 0 | 0 | 0.00% | 12 | | 1 | Y | 11 | | 05/2025 | | |
| 468 | BUSHNELL | 03/29/1956 | Active | 8 | 0 | 0 | 0.00% | 9 | | 3 | Y | 2 | R | 08/2019 | | |
| 470 | CARTHAGE | 05/19/1966 | Active | 42 | 0 | 0 | 0.00% | 40 | | 2 | Y | | N | 03/2024 | | |
| 35021 | CHILLICOTHE | 02/14/1978 | Active | 24 | 1 | 1 | 0.00% | 20 | 44 | 0 | N | | | 11/2024 | | |
| 471 | COAL VALLEY | 06/15/1964 | Active(2) | 7 | 0 | 0 | 0.00% | 7 | | 11 | N | None | | 12/2024 | | |
| 472 | COLCHESTER | 09/18/1951 | Active | 42 | 0 | 0 | 0.00% | 44 | | 2 | Y | 2 | R | 10/2024 | | |
| 473 | CREVE COEUR | 01/26/1944 | Active | 9 | 0 | 0 | 0.00% | 9 | | 6 | Y | 13 | R | 09/2024 | | |
| 30702 | DALLAS CITY | 05/14/1975 | Active | 4 | 0 | 0 | 0.00% | 4 | | 15 | N | None | | 09/2024 | | |
| 478 | ELIZA | 04/09/1973 | Active | 14 | 0 | 0 | 0.00% | 15 | | 1 | Y | 9 | R | 06/2025 | | |
| 479 | GALESBURG | 11/18/1920 | Active | 74 | 0 | 0 | 0.00% | 79 | | 1 | Y | | N | 06/2025 | | |
| Exc Award (06/30/2023) | | | | | | | | | | | | | | | | |
| 480 | GALVA | 07/15/1947 | Active | 25 | 0 | 0 | 0.00% | 27 | | 2 | Y | | N | 01/2025 | | |
| 483 | HOPEDALE | 12/07/1970 | Active | 41 | 5 | 0 | 13.89% | 22 | | 0 | Y | | N | 07/2025 | | |
| 487 | LA HARPE | 03/15/1971 | Active | 30 | 0 | 0 | 0.00% | 35 | | 1 | Y | | | 09/2024 | | |
| 490 | MACKINAW | 06/19/1964 | Active | 28 | 0 | 0 | 0.00% | 29 | | 1 | Y | 2 | | 09/2024 | | |
| 491 | MACOMB | 05/23/1963 | Active | 22 | 0 | 0 | 0.00% | 29 | | 0 | Y | | N | 07/2025 | | |
| 39332 | MILAN | 01/31/1981 | Active | 31 | 0 | 0 | 0.00% | 27 | | 6 | Y | 2 | R | 11/2024 | | |
| 46996 | MONMOUTH NOON | 03/02/1987 | Active | 9 | 0 | 0 | 0.00% | 13 | | 5 | N | None | | 07/2024 | | |
| 498 | NORTH HENDERSON | 12/17/1951 | Active | 6 | 0 | 0 | 0.00% | 7 | | 10 | Y | 22 | | 10/2024 | | |
| 500 | ORION | 04/30/1956 | Active | 40 | 0 | 0 | 0.00% | 40 | | 2 | Y | 3 | | 05/2025 | | |
| Exc Award (06/30/2023) | | | | | | | | | | | | | | | | |



Club Health Assessment for District 1 H through July 2025

INTERNATIONAL

| | | | Status | Membership | | | | | Reports | | | | | Finance | LCIF | |
|-------------|---|--------------|-------------------------------------|-------------------------|-------------------|---------------------|---------------------|-------------------------|---------------------------------------|--------------------------------|--------------------------------|---------------------------------|-------------------|--------------------------------------|-----------------|---------------|
| Club Number | Club Name | Charter Date | Times in Status Quo in Past 2 Years | Current Member Count ** | YTD Members Added | YTD Members Dropped | YTD Net Growth% *** | Member Count 1 Year Ago | Dropped Members Avg.Length of Service | Months Since Membership Update | Current Officers Reported **** | Current President Repeated Term | VP Reported ***** | Last Date Reported Service (mm/yyyy) | Account Balance | YTD Donations |
| 501 | PEKIN | 10/22/1940 | Active | 20 | 0 | 0 | 0.00% | 18 | | 10 | Y | 2 | R | 06/2025 | | \$100.00 |
| 503 | PEORIA HEIGHTS-SUBURBAN L C Exc Award (06/30/2022) | 04/30/1954 | Active | 26 | 1 | 1 | 0.00% | 25 | 22 | 0 | Y | | N | 07/2025 | | |
| 38248 | PRINCEVILLE | 04/09/1980 | Active | 57 | 0 | 0 | 0.00% | 56 | | 1 | Y | | N | 08/2024 | | |
| 504 | ROCK ISLAND EVENING | 09/03/1943 | Active | 11 | 0 | 0 | 0.00% | 15 | | 1 | Y | | N | 06/2025 | | |
| 506 | ROSEVILLE | 08/11/1958 | Active | 17 | 0 | 0 | 0.00% | 16 | | 6 | Y | 8 | R | 12/2024 | | |
| 143975 | Silvis Exc Award (06/30/2022) | 12/12/2020 | Active | 16 | 0 | 0 | 0.00% | 25 | | 4 | Y | 3 | R | 08/2024 | | |
| 34597 | STRONGHURST | 11/29/1977 | Active | 12 | 0 | 0 | 0.00% | 13 | | 3 | Y | 14 | | 05/2024 | | |
| 508 | TOULON | 10/03/1946 | Active | 25 | 0 | 2 | -7.41% | 25 | 29 | 0 | Y | | N | 07/2025 | | |
| 509 | TREMONT | 02/20/1968 | Active | 28 | 0 | 0 | 0.00% | 29 | | 0 | N | None | | 06/2025 | | |
| 511 | WASHINGTON | 01/25/1971 | Active | 14 | 0 | 0 | 0.00% | 15 | | 1 | Y | | N | 11/2024 | | |
| 513 | WYOMING | 12/06/1948 | Active | 27 | 0 | 0 | 0.00% | 29 | | 0 | Y | | R | 11/2024 | | |

Clubs Cancelled Previous Fiscal Year – Clubs Cancelled within last 12 months may be reinstated

| Club Number | Club Name | Charter Date | Current Status* | Cancellation Date |
|-------------|-----------|--------------|-----------------|-------------------|
| 495 | MONMOUTH | 05/21/1936 | Cancelled(6*) | 05/29/2025 |

| Current Total Clubs Count | YTD New Clubs Count | YTD Cancelled Clubs Count | YTD Net Club Gain | Current Total Members Count | YTD Add | YTD Drop | YTD Net Growth | YTD Net Growth % | Member Count 12 Months Ago | Average Member Count Per Club | % of Clubs with less than 20 members | % No Officer Report in 12 Months | % of Clubs with balance 90+ days | Number of Clubs in Status Quo | % Status Quo Clubs in Financial Suspension | Number of Cancelled Clubs | Average Cancelled Club Age | Members Lost Due to Cancellation | % of Clubs Cancelled for Non-Financial Reasons |
|---------------------------|---------------------|---------------------------|-------------------|-----------------------------|---------|----------|----------------|------------------|----------------------------|-------------------------------|--------------------------------------|----------------------------------|----------------------------------|-------------------------------|--|---------------------------|----------------------------|----------------------------------|--|
| 36 | 0 | 0 | 0 | 867 | 11 | 6 | 5 | 0.58% | 876 | 24 | 39% | 8% | 0% | 0 | 0% | 0 | 0 | 0 | 0% |

* - P - Priority Club. Cancellation Reasons: 1-Objectives/conduct, 2-Non-active club, 5-Non-existing club, 6-Disbanding, 7-Merger, 8-Financial Suspension, 9-District/Multiple District Dues.
** Red denotes below 15 active members.
*** Red denotes 20% + loss.
**** Y - all 3 (President, Secretary, Treasurer) club officers reported, N - not all 3 reported.
***** Abbreviation: N-New, IP-Immediate Past, R-Repeat.



Club Health Assessment for District 1 J through July 2025

| | | | Status | Membership | | | | | Reports | | | | Finance | | LCIF | |
|-------------------------------|--|--------------|-------------------------------------|-------------------------|-------------------|---------------------|---------------------|-------------------------|---------------------------------------|--------------------------------|--------------------------------|---------------------------------|-------------------|--------------------------------------|-----------------|---------------|
| Club Number | Club Name | Charter Date | Times in Status Quo in Past 2 Years | Current Member Count ** | YTD Members Added | YTD Members Dropped | YTD Net Growth% *** | Member Count 1 Year Ago | Dropped Members Avg.Length of Service | Months Since Membership Update | Current Officers Reported **** | Current President Repeated Term | VP Reported ***** | Last Date Reported Service (mm/yyyy) | Account Balance | YTD Donations |
| Clubs more than two years old | | | | | | | | | | | | | | | | |
| 515 | ALGONQUIN | 09/18/1939 | Active | 36 | 0 | 0 | 0.00% | 33 | | 2 | Y | 3 | R | 06/2025 | | |
| | Exc Award (06/30/2016, 06/30/2023) | | | | | | | | | | | | | | | |
| 516 | AURORA | 06/23/1922 | Active | 39 | 1 | 0 | 2.63% | 39 | | 0 | Y | | R | 07/2025 | | |
| | Exc Award (06/30/2022, 06/30/2023, 06/30/2024) | | | | | | | | | | | | | | | |
| 144527 | Aurora Carillon | 12/29/2020 | Active | 42 | 0 | 0 | 0.00% | 35 | | 1 | Y | 6 | R | 07/2025 | | |
| | Exc Award (06/30/2023, 06/30/2024) | | | | | | | | | | | | | | | |
| 35315 | AURORA EVENING | 04/21/1978 | Active | 11 | 0 | 0 | 0.00% | 12 | | 1 | Y | | | 06/2025 | | |
| | Exc Award (06/30/2017) | | | | | | | | | | | | | | | |
| 517 | BARTLETT | 08/28/1939 | Active | 72 | 0 | 0 | 0.00% | 76 | | 0 | Y | | N | 07/2025 | | |
| | Exc Award (06/30/2023) | | | | | | | | | | | | | | | |
| 29351 | BATAVIA | 05/23/1974 | Active | 21 | 0 | 0 | 0.00% | 24 | | 9 | Y | | N | 05/2025 | | |
| | Exc Award (06/30/2019, 06/30/2023) | | | | | | | | | | | | | | | |
| 36855 | BIG ROCK | 04/17/1979 | Active | 9 | 0 | 0 | 0.00% | 8 | | 10 | Y | | | 05/2023 | | |
| 519 | BLOOMINGDALE | 09/07/1961 | Active | 27 | 0 | 0 | 0.00% | 27 | | 1 | Y | | IP | 10/2022 | | |
| 520 | BURLINGTON | 03/28/1959 | Active | 17 | 0 | 0 | 0.00% | 20 | | 4 | Y | 2 | R | 07/2025 | | |
| 49338 | BURR RIDGE-HINSDALE-OAK | 03/30/1989 | Active | 41 | 0 | 0 | 0.00% | 31 | | 1 | Y | | N | 06/2025 | | \$530.00 |
| | Exc Award (06/30/2019, 06/30/2024) | | | | | | | | | | | | | | | |
| 523 | CLARENDON HILLS | 02/23/1950 | Active | 51 | 0 | 0 | 0.00% | 51 | | 2 | Y | | N | 02/2024 | | |
| | Exc Award (06/30/2023) | | | | | | | | | | | | | | | |
| 524 | CORTLAND | 12/10/1973 | Active(1) | 31 | 0 | 0 | 0.00% | 33 | | 1 | Y | 2 | R | 07/2023 | | |
| 525 | CRYSTAL LAKE | 08/04/1931 | Active | 59 | 1 | 1 | 0.00% | 55 | 3 | 0 | Y | | N | 05/2023 | | |
| | Exc Award (06/30/2018, 06/30/2024) | | | | | | | | | | | | | | | |
| 526 | DARIEN | 05/25/1971 | Active | 130 | 0 | 2 | -1.52% | 140 | 33 | 0 | Y | | N | 04/2025 | | |
| | Exc Award (06/30/2020, 06/30/2022, 06/30/2023) | | | | | | | | | | | | | | | |
| 527 | DE KALB | 02/04/1948 | Active(1) | 10 | 0 | 0 | 0.00% | 10 | | 22 | N | None | | 09/2023 | | |
| 528 | DOWNERS GROVE | 09/21/1926 | Active | 10 | 0 | 0 | 0.00% | 10 | | 0 | Y | 3 | | 11/2023 | | |
| 530 | DUNDEE TOWNSHIP | 03/15/1937 | Active | 34 | 0 | 0 | 0.00% | 31 | | 0 | Y | | R | 05/2025 | | |
| | Exc Award (06/30/2019) | | | | | | | | | | | | | | | |
| 531 | ELBURN | 07/31/1929 | Active | 187 | 1 | 0 | 0.54% | 184 | | 1 | Y | | N | 06/2025 | | |




Club Health Assessment for District 1 J through July 2025

| | | | Status | Membership | | | | | | Reports | | | | Finance | | LCIF |
|--|---------------------|--------------|-------------------------------------|-------------------------|-------------------|---------------------|---------------------|-------------------------|---------------------------------------|--------------------------------|--------------------------------|---------------------------------|-------------------|--------------------------------------|-----------------|---------------|
| Club Number | Club Name | Charter Date | Times in Status Quo in Past 2 Years | Current Member Count ** | YTD Members Added | YTD Members Dropped | YTD Net Growth% *** | Member Count 1 Year Ago | Dropped Members Avg.Length of Service | Months Since Membership Update | Current Officers Reported **** | Current President Repeated Term | VP Reported ***** | Last Date Reported Service (mm/yyyy) | Account Balance | YTD Donations |
| Exc Award (06/30/2023) | | | Active | 23 | 0 | 0 | 0.00% | 27 | | 1 | Y | | N | 07/2025 | | \$50.00 |
| 532 | ELGIN | 12/25/1921 | | | | | | | | | | | | | | |
| Exc Award (06/30/2019, 06/30/2023, 06/30/2024) | | | | | | | | | | | | | | | | |
| 533 | ELMHURST | 09/09/1940 | Active | 46 | 0 | 0 | 0.00% | 41 | | 1 | Y | 2 | R | 08/2024 | | \$2.50 |
| Exc Award (06/30/2017, 06/30/2018, 06/30/2019, 06/30/2023) | | | Active | 47 | 1 | 0 | 2.17% | 40 | | 0 | Y | 3 | R | 07/2025 | | |
| 534 | FOX RIVER GROVE | 09/25/1939 | | | | | | | | | | | | | | |
| Exc Award (06/30/2018, 06/30/2019) | | | | | | | | | | | | | | | | |
| 535 | GENEVA | 01/14/1937 | Active | 61 | 0 | 1 | -1.61% | 67 | 3 | 0 | Y | | N | 07/2025 | | |
| 537 | GLEN ELLYN | 07/12/1923 | Active | 23 | 0 | 0 | 0.00% | 20 | | 1 | Y | | N | 04/2025 | | |
| Exc Award (06/30/2016) | | | Active | 29 | 0 | 0 | 0.00% | 31 | | 0 | Y | | N | 05/2023 | | |
| 538 | HAMPSHIRE | 08/28/1953 | | | | | | | | | | | | | | |
| 539 | HANOVER PARK | 11/30/1961 | | | | | | | | | | | | | | |
| 540 | HINCKLEY | 04/02/1970 | Active | 30 | 0 | 3 | -9.09% | 32 | 20 | 0 | Y | | R | 06/2025 | | |
| 64110 | HUNTLEY AREA | 03/28/2001 | Active | 35 | 0 | 0 | 0.00% | 49 | | 1 | Y | | | 07/2025 | | |
| Exc Award (06/30/2018, 06/30/2022, 06/30/2023) | | | Active | 44 | 0 | 0 | 0.00% | 40 | | 2 | Y | | R | 08/2024 | | |
| 542 | ISLAND LAKE | 09/28/1956 | | | | | | | | | | | | | | |
| Exc Award (06/30/2022, 06/30/2023, 06/30/2024) | | | | | | | | | | | | | | | | |
| 543 | ITASCA | 08/29/1939 | Active(1) | 99 | 0 | 0 | 0.00% | 105 | | 1 | Y | | N | 06/2025 | | |
| 48706 | JOHNSBURG | 06/16/1988 | Active | 28 | 0 | 0 | 0.00% | 26 | | 2 | Y | | N | 05/2023 | | |
| 38845 | LEE | 08/29/1980 | Active | 24 | 0 | 0 | 0.00% | 25 | | 2 | Y | 8 | R | 07/2023 | | \$20.00 |
| 545 | LISLE | 05/25/1949 | Active | 10 | 0 | 0 | 0.00% | 17 | | 1 | Y | | N | 06/2025 | | |
| Exc Award (06/30/2019, 06/30/2108) | | | Active | 18 | 0 | 0 | 0.00% | 18 | | 9 | Y | | | 04/2025 | 90+ Days | |
| 546 | LOMBARD | 10/17/1923 | | | | | | | | | | | | | | |
| 549 | MALTA | 09/13/1960 | | | | | | | | | | | | | | |
| 550 | MAPLE PARK | 01/25/1960 | Active | 21 | 2 | 0 | 10.53% | 19 | | 0 | Y | 2 | R | 07/2025 | | |
| 548 | MCHENRY/WONDER LAKE | 10/13/1966 | Active | 18 | 0 | 0 | 0.00% | 22 | | 1 | Y | 6 | R | 07/2025 | | |
| 552 | NAPERVILLE NOON | 07/19/1948 | Active | 39 | 0 | 0 | 0.00% | 38 | | 1 | Y | | N | 07/2025 | | |
| Exc Award (06/30/2018, 06/30/2023, 06/30/2024) | | | | | | | | | | | | | | | | |



Club Health Assessment for District 1 J through July 2025

|  | | | Status | Membership | | | | | | Reports | | | | | Finance | LCIF |
|--|--|--------------|-------------------------------------|-------------------------|-------------------|---------------------|---------------------|-------------------------|---------------------------------------|--------------------------------|--------------------------------|---------------------------------|-------------------|--------------------------------------|-----------------|---------------|
| Club Number | Club Name | Charter Date | Times in Status Quo in Past 2 Years | Current Member Count ** | YTD Members Added | YTD Members Dropped | YTD Net Growth% *** | Member Count 1 Year Ago | Dropped Members Avg.Length of Service | Months Since Membership Update | Current Officers Reported **** | Current President Repeated Term | VP Reported ***** | Last Date Reported Service (mm/yyyy) | Account Balance | YTD Donations |
| 554 | NORTH AURORA | 10/27/1959 | Active | 40 | 0 | 1 | -2.44% | 39 | 2 | 0 | Y | 2 | N | 06/2025 | | |
| | Exc Award (06/30/2024) | | | | | | | | | | | | | | | |
| 47043 | OAKBROOK TERRACE | 03/12/1987 | Active | 21 | 0 | 0 | 0.00% | 19 | | 0 | Y | | N | 11/2024 | | |
| 557 | ROSELLE | 04/26/1934 | Active | 54 | 1 | 1 | 0.00% | 48 | 0 | 0 | Y | 2 | R | 07/2025 | | \$75.00 |
| | Exc Award (06/30/2016) | | | | | | | | | | | | | | | |
| 558 | SANDWICH | 06/20/1949 | Active | 45 | 0 | 0 | 0.00% | 45 | | 2 | Y | | N | 07/2025 | | |
| | Exc Award (06/30/2017, 06/30/2019, 06/30/2023) | | | | | | | | | | | | | | | |
| 559 | SHABBONA | 03/03/1970 | Active | 16 | 0 | 0 | 0.00% | 16 | | 0 | N | | IP | 04/2023 | | |
| 560 | SOMONAUK | 04/17/1945 | Active(1) | 19 | 0 | 0 | 0.00% | 26 | | 6 | Y | 2 | | 03/2023 | | |
| 561 | SOUTH ELGIN | 10/11/1954 | Active | 11 | 0 | 0 | 0.00% | 12 | | 1 | N | 8 | | 05/2023 | | |
| 564 | SYCAMORE | 10/06/1948 | Active | 43 | 0 | 0 | 0.00% | 44 | | 4 | Y | | N | 07/2025 | | |
| | Exc Award (06/30/2018, 06/30/2019, 06/30/2022) | | | | | | | | | | | | | | | |
| 565 | UNION | 12/12/1957 | Active | 66 | 1 | 0 | 1.54% | 61 | | 0 | Y | | N | 04/2025 | | \$100.00 |
| | Exc Award (06/30/2018, 06/30/2021, 06/30/2022, 06/30/2023, 06/30/2024) | | | | | | | | | | | | | | | |
| 566 | VILLA PARK | 09/25/1923 | Active | 10 | 0 | 0 | 0.00% | 10 | | 0 | Y | 3 | | 07/2025 | | |
| 567 | WARRENVILLE | 06/08/1949 | Active | 29 | 0 | 0 | 0.00% | 28 | | 4 | N | None | | 06/2025 | | |
| | Exc Award (06/30/2017, 06/30/2019) | | | | | | | | | | | | | | | |
| 568 | WATERMAN | 06/08/1954 | Active | 38 | 0 | 0 | 0.00% | 36 | | 3 | Y | | N | 07/2025 | | |
| | Exc Award (06/30/2018, 06/30/2023, 06/30/2024) | | | | | | | | | | | | | | | |
| 569 | WEST CHICAGO | 12/14/1960 | Active(1) | 20 | 0 | 1 | -4.76% | 28 | 2 | 0 | N | 5 | R | 03/2023 | | |
| 570 | WESTMONT | 01/08/1936 | Active | 48 | 2 | 0 | 4.35% | 43 | | 0 | Y | 2 | | 07/2025 | | |
| | Exc Award (06/30/2018, 06/30/2019, 06/30/2020, 06/30/2023, 06/30/2024) | | | | | | | | | | | | | | | |
| 571 | WHEATON | 09/19/1923 | Active | 99 | 1 | 0 | 1.02% | 89 | | 0 | Y | | | 07/2025 | | |
| | Exc Award (06/30/2019, 06/30/2023) | | | | | | | | | | | | | | | |
| 573 | WINFIELD | 03/18/1959 | Active | 33 | 0 | 0 | 0.00% | 33 | | 26 | Y | 9 | R | 01/2025 | | |
| 574 | WOOD DALE | 10/05/1944 | Active(1) | 19 | 0 | 0 | 0.00% | 15 | | 6 | Y | 5 | R | 05/2023 | | |



Club Health Assessment for District 1 J through July 2025

INTERNATIONAL

| Club Number | Club Name | Charter Date | Status | Membership | | | | | Reports | | | | | Finance | LCIF |
|-------------|-----------|--------------|-------------------------------------|-------------------------|-------------------|---------------------|---------------------|-------------------------|---------------------------------------|--------------------------------|--------------------------------|---------------------------------|-------------------|--------------------------------------|-----------------|
| | | | Times in Status Quo in Past 2 Years | Current Member Count ** | YTD Members Added | YTD Members Dropped | YTD Net Growth% *** | Member Count 1 Year Ago | Dropped Members Avg.Length of Service | Months Since Membership Update | Current Officers Reported **** | Current President Repeated Term | VP Reported ***** | Last Date Reported Service (mm/yyyy) | Account Balance |

Clubs Cancelled Previous Fiscal Year – Clubs Cancelled within last 12 months may be reinstated

| Club Number | Club Name | Charter Date | Current Status* | Cancellation Date |
|-------------|---------------------------|--------------|-----------------|-------------------|
| 143456 | DuPage Tomorrows Alliance | 01/05/2021 | Cancelled(8*) | 06/29/2025 |

| Current Total Clubs Count | YTD New Clubs Count | YTD Cancelled Clubs Count | YTD Net Club Gain | Current Total Members Count | YTD Add | YTD Drop | YTD Net Growth | YTD Net Growth % | Member Count 12 Months Ago | Average Member Count Per Club | % of Clubs with less than 20 members | % No Officer Report in 12 Months | % of Clubs with balance 90+ days | Number of Clubs in Status Quo | % Status Quo Clubs in Financial Suspension | Number of Cancelled Clubs | Average Cancelled Club Age | Members Lost Due to Cancellation | % of Clubs Cancelled for Non-Financial Reasons |
|---------------------------|---------------------|---------------------------|-------------------|-----------------------------|---------|----------|----------------|------------------|----------------------------|-------------------------------|--------------------------------------|----------------------------------|----------------------------------|-------------------------------|--|---------------------------|----------------------------|----------------------------------|--|
| 54 | 0 | 0 | 0 | 2,086 | 11 | 10 | 1 | 0.05% | 2,082 | 39 | 26% | 4% | 2% | 0 | 0% | 0 | 0 | 0 | 0% |

* - P - Priority Club. Cancellation Reasons: 1-Objectives/conduct, 2-Non-active club, 5-Non-existing club, 6-Disbanding, 7-Merger, 8-Financial Suspension, 9-District/Multiple District Dues.

** Red denotes below 15 active members.

*** Red denotes 20% + loss.

**** Y - all 3 (President, Secretary, Treasurer) club officers reported, N - not all 3 reported.

***** Abbreviation: N-New, IP-Immediate Past, R-Repeat.



Club Health Assessment for District 1 M through July 2025

| | | | Status | Membership | | | | | Reports | | | | | Finance | LCIF | |
|--|------------|--------------|-------------------------------------|-------------------------|-------------------|---------------------|---------------------|-------------------------|---------------------------------------|--------------------------------|--------------------------------|---------------------------------|-------------------|--------------------------------------|-----------------|---------------|
| Club Number | Club Name | Charter Date | Times in Status Quo in Past 2 Years | Current Member Count ** | YTD Members Added | YTD Members Dropped | YTD Net Growth% *** | Member Count 1 Year Ago | Dropped Members Avg.Length of Service | Months Since Membership Update | Current Officers Reported **** | Current President Repeated Term | VP Reported ***** | Last Date Reported Service (mm/yyyy) | Account Balance | YTD Donations |
| Clubs more than two years old | | | | | | | | | | | | | | | | |
| 284 | ALLERTON | 03/26/1946 | Active | 8 | 0 | 0 | 0.00% | 8 | | 18 | N | None | | 07/2022 | | |
| 407 | ALTAMONT | 11/22/1938 | Active | 38 | 0 | 0 | 0.00% | 38 | | 2 | Y | | N | 07/2025 | | |
| 285 | ARCOLA | 01/13/1947 | Active | 12 | 0 | 0 | 0.00% | 13 | | 3 | Y | | N | 06/2025 | | |
| 35701 | ARTHUR | 06/07/1978 | Active | 32 | 0 | 0 | 0.00% | 35 | | 1 | Y | | N | 07/2025 | | \$20.00 |
| Exc Award (06/30/2018) | | | | | | | | | | | | | | | | |
| 46622 | ATHENS | 11/03/1986 | Active | 26 | 0 | 0 | 0.00% | 30 | | 1 | Y | 13 | N | 12/2022 | | |
| 288 | BEMENT | 04/04/1941 | Active | 26 | 0 | 0 | 0.00% | 24 | | 2 | Y | | N | 07/2025 | | |
| 289 | BISMARCK | 01/19/1956 | Active | 24 | 0 | 0 | 0.00% | 28 | | 0 | Y | | N | 11/2024 | | |
| 43834 | BLUE MOUND | 05/03/1984 | Active(1) | 33 | 0 | 0 | 0.00% | 46 | | 1 | N | None | | 06/2022 | | |
| 290 | CASEY | 02/15/1939 | Active | 33 | 0 | 0 | 0.00% | 32 | | 1 | Y | | N | 07/2025 | | |
| Exc Award (06/30/2022) | | | | | | | | | | | | | | | | |
| 291 | CATLIN | 04/29/1940 | Active | 21 | 0 | 0 | 0.00% | 23 | | 2 | Y | 2 | R | 06/2025 | | |
| 293 | CHAMPAIGN | 10/26/1927 | Active | 26 | 0 | 2 | -7.14% | 29 | 6 | 0 | Y | | N | 04/2025 | | |
| Exc Award (06/30/2018) | | | | | | | | | | | | | | | | |
| 417 | COFFEEN | 03/25/1968 | Active(3) | 10 | 0 | 0 | 0.00% | 10 | | 6 | N | None | | 05/2024 | | |
| 295 | DANVILLE | 10/20/1959 | Active | 31 | 0 | 0 | 0.00% | 30 | | 0 | Y | | N | 07/2025 | | \$20.00 |
| Exc Award (06/30/2021, 06/30/2022) | | | | | | | | | | | | | | | | |
| 303 | GEORGETOWN | 01/01/1940 | Active | 19 | 0 | 0 | 0.00% | 23 | | 1 | Y | | N | 06/2025 | | |
| Exc Award (06/30/2018, 06/30/2022, 06/30/2023) | | | | | | | | | | | | | | | | |
| 304 | GIFFORD | 10/04/1957 | Active | 55 | 0 | 0 | 0.00% | 52 | | 1 | Y | 2 | | 11/2021 | | |
| 426 | HILLSBORO | 04/12/1944 | Active | 24 | 0 | 0 | 0.00% | 24 | | 6 | N | None | | 05/2022 | | |
| 307 | HOOPESTON | 11/27/1941 | Active | 9 | 0 | 0 | 0.00% | 9 | | 6 | N | None | | 05/2019 | | |
| 308 | HUME | 05/19/1952 | Active | 24 | 0 | 0 | 0.00% | 24 | | 1 | Y | | | 04/2023 | | |
| Exc Award (06/30/2022) | | | | | | | | | | | | | | | | |
| 313 | MAHOMET | 03/22/1971 | Active | 34 | 0 | 0 | 0.00% | 47 | | 3 | Y | 2 | | 08/2023 | | |
| 316 | MARSHALL | 07/10/1944 | Active | 10 | 0 | 1 | -9.09% | 11 | 5 | 0 | Y | 2 | | 06/2023 | | |
| 318 | MATTOON | 01/01/1946 | Active | 19 | 0 | 0 | 0.00% | 21 | | 2 | Y | 2 | R | 12/2024 | | |
| Exc Award (06/30/2018) | | | | | | | | | | | | | | | | |



Club Health Assessment for District 1 M through July 2025

| | | | Status | Membership | | | | | | Reports | | | | Finance | LCIF | |
|--|--------------------|--------------|-------------------------------------|-------------------------|-------------------|---------------------|---------------------|-------------------------|---------------------------------------|--------------------------------|--------------------------------|---------------------------------|-------------------|--------------------------------------|-----------------|---------------|
| Club Number | Club Name | Charter Date | Times in Status Quo in Past 2 Years | Current Member Count ** | YTD Members Added | YTD Members Dropped | YTD Net Growth% *** | Member Count 1 Year Ago | Dropped Members Avg.Length of Service | Months Since Membership Update | Current Officers Reported **** | Current President Repeated Term | VP Reported ***** | Last Date Reported Service (mm/yyyy) | Account Balance | YTD Donations |
| 319 | MONTICELLO | 04/27/1965 | Active | 15 | 0 | 0 | 0.00% | 16 | | 3 | Y | 3 | R | 05/2023 | | |
| 322 | MOUNT ZION | 05/05/1959 | Active | 12 | 0 | 0 | 0.00% | 16 | | 1 | Y | 2 | | 03/2021 | | |
| 438 | NOKOMIS | 03/19/1952 | Active | 14 | 0 | 2 | -12.50% | 16 | 2 | 0 | N | None | | 06/2019 | | |
| 324 | OAKLAND | 06/29/1948 | Active | 29 | 1 | 0 | 3.57% | 24 | | 0 | Y | 4 | R | 07/2025 | | |
| Exc Award (06/30/2023, 06/30/2024) | | | | | | | | | | | | | | | | |
| 326 | OCONEE | 06/18/1973 | Active | 16 | 0 | 0 | 0.00% | 17 | | 1 | N | None | | 06/2019 | | |
| 328 | PALESTINE | 12/18/1924 | Active | 12 | 0 | 0 | 0.00% | 9 | | 2 | Y | | N | 05/2025 | | |
| 329 | PANA | 05/05/1944 | Active | 45 | 1 | 0 | 2.27% | 43 | | 0 | Y | 5 | R | 05/2019 | | |
| 330 | PARIS | 11/27/1962 | Active | 33 | 0 | 0 | 0.00% | 32 | | 1 | Y | | N | 07/2025 | | |
| Exc Award (06/30/2018, 06/30/2021, 06/30/2022) | | | | | | | | | | | | | | | | |
| 331 | PAWNEE | 06/09/1960 | Active | 15 | 0 | 0 | 0.00% | 13 | | 7 | N | None | | 06/2019 | | |
| 446 | RAMSEY | 03/14/1944 | Active | 27 | 0 | 0 | 0.00% | 20 | | 1 | Y | 8 | R | 06/2025 | | |
| 35020 | RANKIN | 02/13/1978 | Active | 19 | 0 | 0 | 0.00% | 19 | | 2 | Y | 4 | | 06/2019 | | |
| 125164 | Ridge Farm | 06/17/2015 | Active | 8 | 0 | 0 | 0.00% | 9 | | 1 | Y | 3 | | 12/2020 | | |
| 337 | ROBINSON | 10/19/1950 | Active | 25 | 0 | 1 | -3.85% | 19 | 6 | 0 | N | None | | 05/2024 | | |
| 338 | ROCHESTER | 07/20/1965 | Active | 35 | 0 | 0 | 0.00% | 39 | | 0 | Y | | N | 06/2025 | | |
| 342 | SHELBYVILLE | 02/18/1965 | Active | 26 | 0 | 0 | 0.00% | 27 | | 3 | Y | 2 | R | 07/2025 | | |
| 344 | SIDNEY | 03/23/1956 | Active | 11 | 0 | 0 | 0.00% | 12 | | 6 | Y | 16 | | 06/2019 | | |
| 345 | SPRINGFIELD | 10/02/1919 | Active | 39 | 0 | 1 | -2.50% | 39 | 58 | 0 | Y | 2 | N | 07/2025 | | |
| 447 | ST ELMO | 06/07/1940 | Active | 18 | 0 | 0 | 0.00% | 19 | | 2 | Y | 14 | N | 05/2025 | | |
| 347 | STEWARDSON | 02/09/1956 | Active | 18 | 0 | 0 | 0.00% | 20 | | 8 | Y | | N | 11/2023 | | |
| 348 | STRASBURG | 02/21/1956 | Active | 33 | 0 | 0 | 0.00% | 34 | | 3 | Y | | | 06/2024 | | |
| 349 | SULLIVAN | 04/18/1941 | Active | 19 | 0 | 0 | 0.00% | 18 | | 1 | Y | 3 | N | 02/2024 | | |
| 452 | VANDALIA | 03/15/1928 | Active | 20 | 0 | 1 | -4.76% | 24 | 58 | 0 | Y | 3 | N | 07/2025 | | |
| Exc Award (06/30/2021, 06/30/2022) | | | | | | | | | | | | | | | | |
| 357 | VILLA GROVE | 10/24/1949 | Active | 19 | 0 | 0 | 0.00% | 19 | | 3 | Y | 3 | | 03/2024 | | |
| 358 | WARRENSBURG LATHAM | 01/09/1958 | Active | 43 | 0 | 0 | 0.00% | 36 | | 1 | Y | | N | 07/2025 | | |
| 361 | WESTVILLE | 07/15/1940 | Active | 18 | 0 | 0 | 0.00% | 20 | | 6 | Y | 2 | N | 07/2025 | | |
| Exc Award (06/30/2021) | | | | | | | | | | | | | | | | |



Club Health Assessment for District 1 M through July 2025

INTERNATIONAL

| Club Number | Club Name | Charter Date | Status | Membership | | | | | Reports | | | | | Finance | LCIF |
|-------------|-----------|--------------|-------------------------------------|-------------------------|-------------------|---------------------|---------------------|-------------------------|---------------------------------------|--------------------------------|--------------------------------|---------------------------------|-------------------|--------------------------------------|-----------------|
| | | | Times in Status Quo in Past 2 Years | Current Member Count ** | YTD Members Added | YTD Members Dropped | YTD Net Growth% *** | Member Count 1 Year Ago | Dropped Members Avg.Length of Service | Months Since Membership Update | Current Officers Reported **** | Current President Repeated Term | VP Reported ***** | Last Date Reported Service (mm/yyyy) | Account Balance |
| 456 | WITT | 04/21/1960 | Active | 53 | 0 | 0 | 0.00% | 53 | | 0 | Y | | 02/2021 | | |

Clubs Cancelled Previous Fiscal Year – Clubs Cancelled within last 12 months may be reinstated

| Club Number | Club Name | Charter Date | Current Status* | Cancellation Date |
|-------------|---------------|--------------|-----------------|-------------------|
| 321 | MOUNT PULASKI | 04/18/1957 | Cancelled(6*) | 06/29/2025 |

| Current Total Clubs Count | YTD New Clubs Count | YTD Cancelled Clubs Count | YTD Net Club Gain | Current Total Members Count | YTD Add | YTD Drop | YTD Net Growth | YTD Net Growth % | Member Count 12 Months Ago | Average Member Count Per Club | % of Clubs with less than 20 members | % No Officer Report in 12 Months | % of Clubs with balance 90+ days | Number of Clubs in Status Quo | % Status Quo Clubs in Financial Suspension | Number of Cancelled Clubs | Average Cancelled Club Age | Members Lost Due to Cancellation | % of Clubs Cancelled for Non-Financial Reasons |
|---------------------------|---------------------|---------------------------|-------------------|-----------------------------|---------|----------|----------------|------------------|----------------------------|-------------------------------|--------------------------------------|----------------------------------|----------------------------------|-------------------------------|--|---------------------------|----------------------------|----------------------------------|--|
| 47 | 0 | 0 | 0 | 1,136 | 2 | 8 | -6 | -0.53% | 1,170 | 24 | 45% | 13% | 0% | 0 | 0% | 0 | 0 | 0 | 0% |

* - P - Priority Club. Cancellation Reasons: 1-Objectives/conduct, 2-Non-active club, 5-Non-existing club, 6-Disbanding, 7-Merger, 8-Financial Suspension, 9-District/Multiple District Dues.

** Red denotes below 15 active members.

*** Red denotes 20% + loss.

**** Y - all 3 (President, Secretary, Treasurer) club officers reported, N - not all 3 reported.

***** Abbreviation: N-New, IP-Immediate Past, R-Repeat.




Club Health Assessment for District 11 A1 through July 2025

| | | | Status | Membership | | | | | Reports | | | | Finance | | LCIF | |
|-------------------------------|------------------------------------|--------------|-------------------------------------|-------------------------|-------------------|---------------------|---------------------|-------------------------|---------------------------------------|--------------------------------|--------------------------------|---------------------------------|-------------------|--------------------------------------|-----------------|---------------|
| Club Number | Club Name | Charter Date | Times in Status Quo in Past 2 Years | Current Member Count ** | YTD Members Added | YTD Members Dropped | YTD Net Growth% *** | Member Count 1 Year Ago | Dropped Members Avg.Length of Service | Months Since Membership Update | Current Officers Reported **** | Current President Repeated Term | VP Reported ***** | Last Date Reported Service (mm/yyyy) | Account Balance | YTD Donations |
| Clubs more than two years old | | | | | | | | | | | | | | | | |
| 4422 | BEDFORD TOWNSHIP L C | 07/16/1969 | Active | 69 | 0 | 0 | 0.00% | 71 | | 1 | Y | | N | 07/2025 | | \$2,000.00 |
| | Exc Award (06/30/2024) | | | | | | | | | | | | | | | |
| 41308 | BROWNSTOWN | 05/21/1982 | Active | 30 | 0 | 0 | 0.00% | 32 | | 1 | Y | 3 | R | 05/2025 | | |
| 4425 | CANTON L C | 06/17/1968 | Active | 15 | 0 | 0 | 0.00% | 18 | | 1 | Y | | N | 06/2025 | | |
| | Exc Award (06/30/2022) | | | | | | | | | | | | | | | |
| 4427 | DEARBORN HEIGHTS | 03/03/1963 | Active | 6 | 0 | 0 | 0.00% | 7 | | 6 | Y | 12 | R | 01/2023 | | |
| 4428 | DETROIT | 01/26/1920 | Active(1) | 7 | 0 | 0 | 0.00% | 0 | | 0 | N | | | 06/2015 | | |
| 48761 | DETROIT HISPANIC | 06/28/1988 | Active | 16 | 0 | 0 | 0.00% | 17 | | 3 | Y | 2 | | 11/2024 | | |
| 30336 | DETROIT MID-CITY | 03/17/1975 | Active | 36 | 0 | 0 | 0.00% | 43 | | 2 | Y | 2 | N | 12/2024 | | \$500.00 |
| 36199 | DETROIT NORTH CENTRAL | 11/06/1978 | Active | 6 | 0 | 0 | 0.00% | 6 | | 9 | Y | 16 | | 03/2025 | | |
| 4435 | DETROIT NORTHEAST | 01/06/1938 | Active | 22 | 0 | 0 | 0.00% | 24 | | 3 | N | | N | 11/2019 | | \$1,000.00 |
| 4437 | DETROIT NORTHWEST | 05/06/1926 | Active(1) | 22 | 0 | 0 | 0.00% | 22 | | 0 | Y | | | 08/2024 | | \$50.00 |
| 4440 | DETROIT RENAISSANCE | 09/06/1973 | Active | 37 | 0 | 0 | 0.00% | 48 | | 1 | Y | | IP | 07/2025 | | \$2,100.00 |
| | Exc Award (06/30/2021, 06/30/2022) | | | | | | | | | | | | | | | |
| 59405 | DETROIT WESTOWN-HARTFORD | 04/23/1997 | Active | 38 | 1 | 0 | 2.70% | 42 | | 0 | Y | | R | 07/2025 | | \$100.00 |
| | Exc Award (06/30/2022, 06/30/2024) | | | | | | | | | | | | | | | |
| 46269 | ECORSE-RIVER ROUGE | 06/09/1986 | Active | 20 | 0 | 0 | 0.00% | 27 | | 1 | Y | 2 | R | 07/2025 | | |
| 4445 | GARDEN CITY | 03/21/1956 | Active(1) | 7 | 0 | 0 | 0.00% | 8 | | 1 | Y | 4 | | 11/2016 | | |
| 129046 | GREATER H.P. DETROIT DOWNTOWN | 09/30/2016 | Active(1) | 13 | 0 | 1 | -7.14% | 16 | 1 | 0 | Y | | R | 05/2025 | | |
| | Exc Award (06/30/2024) | | | | | | | | | | | | | | | |
| 104811 | GREATER METRO DETROIT | 02/24/2009 | Active(2) | 8 | 0 | 0 | 0.00% | 9 | | 7 | Y | 7 | R | 04/2023 | | |
| 4447 | GROSSE POINTE | 12/19/1928 | Active | 34 | 1 | 0 | 3.03% | 33 | | 0 | Y | 3 | R | 04/2011 | | |
| 4450 | HARPER WOODS GROSSE POINTE WOODS | 03/11/1948 | Active | 37 | 0 | 0 | 0.00% | 32 | | 2 | Y | | N | 06/2025 | | \$50.00 |
| | Exc Award (06/30/2022) | | | | | | | | | | | | | | | |
| 39397 | LINCOLN PARK | 02/27/1981 | Active(1) | 3 | 0 | 0 | 0.00% | 3 | | 13 | N | None | | 06/2022 | | |
| 4457 | LIVONIA HIGH NOONERS | 01/29/1953 | Active | 38 | 1 | 0 | 2.70% | 40 | | 0 | N | 4 | R | 10/2023 | | |
| 4459 | METRO AIRPORT L C | 02/25/1972 | Active | 8 | 0 | 0 | 0.00% | 8 | | 10 | N | None | | 12/2018 | | |
| 151397 | MICHIGAN CYBER | 06/20/2022 | Active | 10 | 1 | 0 | 11.11% | 22 | | 0 | N | | | 07/2025 | | |



Club Health Assessment for District 11 A1 through July 2025

|  | | | Status | Membership | | | | | Reports | | | | Finance | LCIF | | |
|--|------------------------------------|--------------|-------------------------------------|-------------------------|-------------------|---------------------|---------------------|-------------------------|---------------------------------------|--------------------------------|--------------------------------|---------------------------------|-------------------|--------------------------------------|-----------------|---------------|
| Club Number | Club Name | Charter Date | Times in Status Quo in Past 2 Years | Current Member Count ** | YTD Members Added | YTD Members Dropped | YTD Net Growth% *** | Member Count 1 Year Ago | Dropped Members Avg.Length of Service | Months Since Membership Update | Current Officers Reported **** | Current President Repeated Term | VP Reported ***** | Last Date Reported Service (mm/yyyy) | Account Balance | YTD Donations |
| 57219 | NORTHVILLE | 07/03/1995 | Active | 19 | 0 | 0 | 0.00% | 17 | | 1 | Y | 8 | R | 06/2025 | | \$1,500.00 |
| | Exc Award (06/30/2017, 06/30/2023) | | | | | | | | | | | | | | | |
| 4462 | PLYMOUTH | 11/12/1947 | Active | 52 | 0 | 0 | 0.00% | 52 | | 11 | N | None | | 08/2024 | | |
| | Exc Award (06/30/2022) | | | | | | | | | | | | | | | |
| 4464 | ROCKWOOD AREA L C | 05/07/1973 | Active | 12 | 0 | 0 | 0.00% | 14 | | 0 | Y | 19 | | 12/2023 | | |
| 4465 | SOUTHGATE | 12/02/1957 | Active(1) | 2 | 0 | 0 | 0.00% | 2 | | 24 | Y | 5 | | 04/2014 | | |
| 4466 | TAYLOR | 10/17/1951 | Active | 7 | 0 | 0 | 0.00% | 6 | | 4 | Y | 3 | R | 04/2025 | | |
| 4468 | WAYNE | 09/23/1953 | Active | 13 | 0 | 0 | 0.00% | 12 | | 4 | Y | 3 | N | 05/2024 | | |
| 31533 | WESTLAND | 01/12/1976 | Active | 19 | 0 | 0 | 0.00% | 15 | | 3 | Y | 2 | N | 12/2023 | | \$400.00 |
| 4471 | WYANDOTTE | 06/05/1942 | Active | 10 | 0 | 0 | 0.00% | 13 | | 1 | Y | 9 | R | 04/2022 | | |

Clubs Cancelled Previous Fiscal Year – Clubs Cancelled within last 12 months may be reinstated

| Club Number | Club Name | Charter Date | Current Status* | Cancellation Date |
|-------------|------------------------------------|--------------|-----------------|-------------------|
| 109262 | DETROIT MOTOWN N.E.W. | 09/20/2010 | Cancelled(8*) | 12/30/2024 |
| 150775 | Detroit Wayne State Community Area | 05/18/2022 | Cancelled(8*) | 12/30/2024 |
| 4467 | TRENTON | 09/27/1955 | Cancelled(6*) | 03/29/2025 |

| Current Total Clubs Count | YTD New Clubs Count | YTD Cancelled Clubs Count | YTD Net Club Gain | Current Total Members Count | YTD Add | YTD Drop | YTD Net Growth | YTD Net Growth % | Member Count 12 Months Ago | Average Member Count Per Club | % of Clubs with less than 20 members | % No Officer Report in 12 Months | % of Clubs with balance 90+ days | Number of Clubs in Status Quo | % Status Quo Clubs in Financial Suspension | Number of Cancelled Clubs | Average Cancelled Club Age | Members Lost Due to Cancellation | % of Clubs Cancelled for Non-Financial Reasons |
|---------------------------|---------------------|---------------------------|-------------------|-----------------------------|---------|----------|----------------|------------------|----------------------------|-------------------------------|--------------------------------------|----------------------------------|----------------------------------|-------------------------------|--|---------------------------|----------------------------|----------------------------------|--|
| 30 | 0 | 0 | 0 | 616 | 4 | 1 | 3 | 0.49% | 659 | 21 | 60% | 3% | 0% | 0 | 0% | 0 | 0 | 0 | 0% |

* - P - Priority Club. Cancellation Reasons: 1-Objectives/conduct, 2-Non-active club, 5-Non-existing club, 6-Disbanding, 7-Merger, 8-Financial Suspension, 9-District/Multiple District Dues.

** Red denotes below 15 active members.

*** Red denotes 20% + loss.

**** Y - all 3 (President, Secretary, Treasurer) club officers reported, N - not all 3 reported.

***** Abbreviation: N-New, IP-Immediate Past, R-Repeat.



Club Health Assessment for District 11 A2 through July 2025

| | | | Status | Membership | | | | | | Reports | | | | Finance | LCIF | |
|--|----------------------|--------------|-------------------------------------|-------------------------|-------------------|---------------------|---------------------|-------------------------|---------------------------------------|--------------------------------|--------------------------------|---------------------------------|-------------------|--------------------------------------|-----------------|---------------|
| Club Number | Club Name | Charter Date | Times in Status Quo in Past 2 Years | Current Member Count ** | YTD Members Added | YTD Members Dropped | YTD Net Growth% *** | Member Count 1 Year Ago | Dropped Members Avg.Length of Service | Months Since Membership Update | Current Officers Reported **** | Current President Repeated Term | VP Reported ***** | Last Date Reported Service (mm/yyyy) | Account Balance | YTD Donations |
| Clubs more than two years old | | | | | | | | | | | | | | | | |
| 4474 | ARMADA | 01/17/1941 | Active | 39 | 0 | 0 | 0.00% | 41 | | 4 | N | None | | 12/2024 | | |
| 4479 | BEVERLY HILLS | 03/03/1972 | Active | 45 | 13 | 1 | 36.36% | 31 | 4 | 0 | Y | 4 | R | 06/2025 | | \$100.00 |
| Exc Award (06/30/2021, 06/30/2022, 06/30/2023) | | | | | | | | | | | | | | | | |
| 4483 | CENTER LINE | 01/28/1953 | Active(1) | 25 | 0 | 0 | 0.00% | 24 | | 2 | Y | | N | 04/2025 | | |
| 84652 | CLARKSTON AREA | 01/05/2005 | Active | 15 | 5 | 0 | 50.00% | 12 | | 0 | Y | 11 | R | 07/2025 | | |
| 4485 | CLAWSON | 06/26/1944 | Active(1) | 37 | 0 | 0 | 0.00% | 35 | | 1 | Y | | N | 03/2025 | | |
| 4488 | EASTPOINTE | 11/22/1948 | Active | 44 | 0 | 0 | 0.00% | 52 | | 2 | Y | | N | 10/2024 | | |
| 4494 | FRASER | 04/30/1946 | Active | 64 | 0 | 0 | 0.00% | 37 | | 0 | Y | | N | 07/2025 | | |
| 4497 | HAZEL PARK | 12/12/1947 | Active | 33 | 0 | 0 | 0.00% | 35 | | 0 | N | | IP | 03/2025 | | |
| Exc Award (06/30/2016, 06/30/2017) | | | | | | | | | | | | | | | | |
| 4501 | LAKE ORION | 08/11/1938 | Active | 100 | 0 | 0 | 0.00% | 100 | | 1 | Y | | N | 07/2025 | | |
| Exc Award (06/30/2018, 06/30/2019, 06/30/2020, 06/30/2022, 06/30/2023) | | | | | | | | | | | | | | | | |
| 4499 | MILFORD HURON VALLEY | 05/24/1948 | Active | 16 | 0 | 0 | 0.00% | 17 | | 1 | Y | 4 | R | 06/2025 | | \$200.00 |
| 4509 | MOUNT CLEMENS | 03/19/1935 | Active | 33 | 0 | 2 | -5.71% | 37 | 9 | 0 | Y | | N | 07/2024 | | \$1,000.00 |
| Exc Award (06/30/2023) | | | | | | | | | | | | | | | | |
| 36297 | NEW BALTIMORE | 12/21/1978 | Active | 108 | 2 | 3 | -0.92% | 114 | 2 | 0 | Y | | N | 07/2025 | | |
| Exc Award (06/30/2018, 06/30/2020, 06/30/2021, 06/30/2022, 06/30/2023) | | | | | | | | | | | | | | | | |
| 4513 | ORTONVILLE | 04/27/1966 | Active | 36 | 2 | 0 | 5.88% | 41 | | 0 | N | None | | 06/2025 | | |
| 4516 | PONTIAC | 10/31/1923 | Active(1) | 29 | 0 | 0 | 0.00% | 33 | | 6 | N | None | | 05/2025 | | |
| Exc Award (06/30/2022) | | | | | | | | | | | | | | | | |
| 4519 | RICHMOND | 04/23/1940 | Active | 40 | 0 | 0 | 0.00% | 45 | | 2 | Y | | | 02/2025 | | |
| Exc Award (06/30/2017) | | | | | | | | | | | | | | | | |
| 4520 | ROCHESTER | 07/16/1944 | Active | 53 | 0 | 0 | 0.00% | 57 | | 1 | Y | | N | 06/2025 | | |
| Exc Award (06/30/2018) | | | | | | | | | | | | | | | | |
| 4476 | ROCHESTER HILLS | 11/15/1973 | Active | 2 | 0 | 0 | 0.00% | 22 | | 0 | N | | R | 06/2025 | | |
| Exc Award (06/30/2023) | | | | | | | | | | | | | | | | |
| 4521 | ROMEO | 04/06/1942 | Active | 87 | 0 | 3 | -3.33% | 88 | 18 | 0 | Y | | N | 02/2025 | | |
| 68468 | ROSEVILLE | 04/15/2003 | Active | 14 | 0 | 0 | 0.00% | 14 | | 17 | N | None | | 06/2025 | 90+ Days | \$50.00 |



Club Health Assessment for District 11 A2 through July 2025

| | | | Status | Membership | | | | | Reports | | | | | Finance | LCIF | |
|-------------|--|--------------|-------------------------------------|-------------------------|-------------------|---------------------|---------------------|-------------------------|---------------------------------------|--------------------------------|--------------------------------|---------------------------------|-------------------|--------------------------------------|-----------------|---------------|
| Club Number | Club Name | Charter Date | Times in Status Quo in Past 2 Years | Current Member Count ** | YTD Members Added | YTD Members Dropped | YTD Net Growth% *** | Member Count 1 Year Ago | Dropped Members Avg.Length of Service | Months Since Membership Update | Current Officers Reported **** | Current President Repeated Term | VP Reported ***** | Last Date Reported Service (mm/yyyy) | Account Balance | YTD Donations |
| 4523 | ROYAL OAK | 10/26/1928 | Active | 26 | 0 | 0 | 0.00% | 27 | | 0 | Y | 2 | N | 01/2025 | | \$200.00 |
| | Exc Award (06/30/2018, 06/30/2023, 06/30/2024) | | | | | | | | | | | | | | | |
| 42163 | SELFREDGE CHESTERFIELD | 01/31/1983 | Active | 18 | 0 | 0 | 0.00% | 16 | | 0 | Y | | IP | 05/2025 | | \$95.00 |
| | Exc Award (06/30/2024) | | | | | | | | | | | | | | | |
| 4527 | SHELBY TOWNSHIP | 03/25/1958 | Active | 92 | 0 | 0 | 0.00% | 86 | | 3 | Y | | R | 11/2024 | | \$1,000.00 |
| | Exc Award (06/30/2021) | | | | | | | | | | | | | | | |
| 4526 | ST CLAIR SHORES | 07/26/1944 | Active | 10 | 0 | 0 | 0.00% | 10 | | 2 | Y | 2 | R | 06/2025 | | |
| 4531 | STERLING HEIGHTS | 11/09/1970 | Active | 61 | 0 | 1 | -1.61% | 123 | 23 | 0 | Y | 2 | N | 02/2025 | | \$2,000.00 |
| | Exc Award (06/30/2018, 06/30/2021, 06/30/2022, 06/30/2023, 06/30/2024) | | | | | | | | | | | | | | | |
| 4533 | UTICA | 10/09/1946 | Active | 11 | 0 | 0 | 0.00% | 17 | | 2 | Y | | N | 06/2025 | | |
| 4535 | WARREN | 10/11/1956 | Active | 17 | 0 | 0 | 0.00% | 17 | | 15 | N | None | | 05/2025 | | |
| 4536 | WASHINGTON | 04/09/1957 | Active | 26 | 0 | 0 | 0.00% | 28 | | 3 | N | None | R | 06/2025 | | |
| 4539 | WIXOM WALLED LAKE | 09/10/1958 | Active | 23 | 0 | 0 | 0.00% | 21 | | 2 | Y | | N | 07/2025 | | |

Clubs Cancelled Previous Fiscal Year – Clubs Cancelled within last 12 months may be reinstated

| Club Number | Club Name | Charter Date | Current Status* | Cancellation Date |
|-------------|------------------------|--------------|-----------------|-------------------|
| 4480 | BIRMINGHAM | 03/27/1928 | Cancelled(6*) | 06/29/2025 |
| 45068 | MADISON HEIGHTS & AREA | 06/28/1985 | Cancelled(6*) | 03/29/2025 |
| 104427 | TROY COMMUNITY | 01/16/2009 | Cancelled(6*) | 06/29/2025 |

| Current Total Clubs Count | YTD New Clubs Count | YTD Cancelled Clubs Count | YTD Net Club Gain | Current Total Members Count | YTD Add | YTD Drop | YTD Net Growth | YTD Net Growth % | Member Count 12 Months Ago | Average Member Count Per Club | % of Clubs with less than 20 members | % No Officer Report in 12 Months | % of Clubs with balance 90+ days | Number of Clubs in Status Quo | % Status Quo Clubs in Financial Suspension | Number of Cancelled Clubs | Average Cancelled Club Age | Members Lost Due to Cancellation | % of Clubs Cancelled for Non-Financial Reasons |
|---------------------------|---------------------|---------------------------|-------------------|-----------------------------|---------|----------|----------------|------------------|----------------------------|-------------------------------|--------------------------------------|----------------------------------|----------------------------------|-------------------------------|--|---------------------------|----------------------------|----------------------------------|--|
| 28 | 0 | 0 | 0 | 1,104 | 22 | 10 | 12 | 1.10% | 1,180 | 39 | 29% | 18% | 4% | 0 | 0% | 0 | 0 | 0 | 0% |

* - P - Priority Club. Cancellation Reasons: 1-Objectives/conduct, 2-Non-active club, 5-Non-existing club, 6-Disbanding, 7-Merger, 8-Financial Suspension, 9-District/Multiple District Dues.

** Red denotes below 15 active members.

*** Red denotes 20% + loss.

**** Y - all 3 (President, Secretary, Treasurer) club officers reported, N - not all 3 reported.

***** Abbreviation: N-New, IP-Immediate Past, R-Repeat.



Club Health Assessment for District 11 B1 through July 2025

| | | | Status | Membership | | | | | Reports | | | | | Finance | | LCIF |
|------------------------------------|-------------------------------------|--------------|-------------------------------------|-------------------------|-------------------|---------------------|---------------------|-------------------------|---------------------------------------|--------------------------------|--------------------------------|---------------------------------|-------------------|--------------------------------------|-----------------|---------------|
| Club Number | Club Name | Charter Date | Times in Status Quo in Past 2 Years | Current Member Count ** | YTD Members Added | YTD Members Dropped | YTD Net Growth% *** | Member Count 1 Year Ago | Dropped Members Avg.Length of Service | Months Since Membership Update | Current Officers Reported **** | Current President Repeated Term | VP Reported ***** | Last Date Reported Service (mm/yyyy) | Account Balance | YTD Donations |
| Clubs more than two years old | | | | | | | | | | | | | | | | |
| 34085 | ADRIAN BREAKFAST | 06/27/1977 | Active | 10 | 0 | 0 | 0.00% | 12 | | 1 | Y | 9 | R | 12/2024 | | \$100.00 |
| 4418 | ADRIAN EVENING | 03/28/1950 | Active(1) | 7 | 0 | 0 | 0.00% | 9 | | 3 | Y | | N | 07/2023 | | |
| 4421 | ANN ARBOR EVENING | 04/11/1961 | Active | 5 | 1 | 0 | 25.00% | 5 | | 0 | Y | 16 | | 04/2025 | | |
| 4420 | ANN ARBOR HOST | 04/29/1929 | Active | 38 | 0 | 0 | 0.00% | 37 | | 2 | Y | 3 | N | 07/2025 | | |
| 4543 | BATTLE CREEK CEREAL CITY | 06/04/1958 | Active | 37 | 0 | 0 | 0.00% | 41 | | 0 | Y | | N | 11/2024 | | \$50.00 |
| Exc Award (06/30/2022, 06/30/2024) | | | | | | | | | | | | | | | | |
| 4542 | BATTLE CREEK HOST | 04/28/1924 | Active | 11 | 0 | 0 | 0.00% | 10 | | 2 | Y | | R | 07/2025 | | |
| 4545 | BEDFORD AREA L C | 04/06/1967 | Active | 23 | 0 | 0 | 0.00% | 19 | | 3 | Y | | N | 07/2025 | | |
| 45569 | BLISSFIELD & AREA | 12/16/1985 | Active | 16 | 0 | 0 | 0.00% | 16 | | 3 | Y | 8 | | 10/2024 | | |
| 134040 | Branch Area | 03/15/2018 | Active | 9 | 0 | 0 | 0.00% | 11 | | 0 | Y | 5 | R | 07/2022 | | |
| 4550 | CLARKLAKE | 02/08/1965 | Active | 42 | 2 | 9 | -14.29% | 41 | 8 | 0 | N | None | | 08/2023 | 90+ Days | |
| 151051 | Clear Lake Virtual | 06/02/2022 | Active | 11 | 0 | 0 | 0.00% | 10 | | 0 | Y | | IP | 06/2025 | | |
| 107945 | CLINTON | 04/01/2010 | Active | 20 | 0 | 0 | 0.00% | 20 | | 1 | Y | 3 | R | 08/2023 | | |
| 4551 | CONCORD | 11/22/1941 | Active | 10 | 0 | 0 | 0.00% | 10 | | 11 | N | None | | 04/2024 | | |
| 36796 | DEXTER | 03/29/1979 | Active | 55 | 1 | 2 | -1.79% | 59 | 25 | 0 | Y | | R | 06/2025 | | |
| 4558 | GRASS LAKE | 02/10/1953 | Active | 37 | 0 | 0 | 0.00% | 33 | | 2 | Y | 4 | N | 05/2025 | | |
| Exc Award (06/30/2024) | | | | | | | | | | | | | | | | |
| 4559 | HANOVER HORTON AREA | 10/12/1964 | Active | 11 | 0 | 0 | 0.00% | 10 | | 0 | Y | | | 10/2023 | | |
| 4562 | HILLSDALE | 11/15/1949 | Active | 10 | 0 | 0 | 0.00% | 10 | | 1 | Y | 2 | | 10/2023 | | |
| 4564 | HOMER | 07/14/1942 | Active | 21 | 0 | 0 | 0.00% | 20 | | 2 | Y | 2 | | 03/2024 | | |
| 39854 | HURON VALLEY SUNRISE | 05/14/1981 | Active | 4 | 0 | 0 | 0.00% | 7 | | 1 | Y | | | 02/2024 | | |
| 4567 | JACKSON CASCADES | 11/01/1966 | Active | 22 | 0 | 0 | 0.00% | 21 | | 2 | Y | | N | 01/2025 | | |
| 141538 | Jackson County Professional Virtual | 06/15/2020 | Active | 7 | 0 | 0 | 0.00% | 7 | | 13 | Y | | N | 10/2023 | | |
| 33303 | JACKSON EYE OPENERS | 02/09/1977 | Active | 30 | 1 | 0 | 3.45% | 28 | | 0 | Y | | N | 07/2025 | | |
| Exc Award (06/30/2024) | | | | | | | | | | | | | | | | |
| 4566 | JACKSON HOST | 05/07/1921 | Active | 36 | 0 | 0 | 0.00% | 35 | | 2 | Y | 2 | R | 06/2025 | | \$1,500.00 |
| Exc Award (06/30/2023) | | | | | | | | | | | | | | | | |



Club Health Assessment for District 11 B1 through July 2025

| | | | | | | Status | | | | Membership | | | | | Reports | | | | Finance | | LCIF |
|---------------------------|--------------------------------|---------------------------|-------------------------------------|-----------------------------|---------|-------------------------|-------------------|---------------------|----------------------------|-------------------------------|---------------------------------------|----------------------------------|----------------------------------|---------------------------------|--|--------------------------------------|----------------------------|----------------------------------|--|--|------|
| Club Number | Club Name | Charter Date | Times in Status Quo in Past 2 Years | | | Current Member Count ** | YTD Members Added | YTD Members Dropped | YTD Net Growth% *** | Member Count 1 Year Ago | Dropped Members Avg.Length of Service | Months Since Membership Update | Current Officers Reported **** | Current President Repeated Term | VP Reported ***** | Last Date Reported Service (mm/yyyy) | Account Balance | YTD Donations | | | |
| 138768 | Jackson Lions Diabetes Service | 06/28/2019 | Active | | | 12 | 0 | 0 | 0.00% | 11 | | 1 | Y | 2 | | 10/2024 | 90+ Days | \$20.00 | | | |
| 4568 | JONESVILLE | 04/03/1935 | Active(1) | | | 13 | 0 | 0 | 0.00% | 12 | | 1 | N | None | | 10/2023 | | | | | |
| 100514 | MANCHESTER | 11/09/2007 | Active | | | 12 | 0 | 0 | 0.00% | 12 | | 0 | Y | 3 | R | 10/2024 | | | | | |
| 4574 | MARSHALL | 08/20/1953 | Active | | | 6 | 0 | 0 | 0.00% | 9 | | 4 | N | None | | 10/2023 | | | | | |
| 4576 | MICHIGAN CENTER | 03/19/1957 | Active | | | 50 | 0 | 0 | 0.00% | 56 | | 7 | N | None | | 10/2023 | | | | | |
| 141296 | Michigan Center Lioness | 06/03/2020 | Active | | | 44 | 0 | 0 | 0.00% | 37 | | 1 | Y | | N | 04/2025 | | | | | |
| 4580 | NAPOLEON | 10/27/1953 | Active | | | 28 | 0 | 0 | 0.00% | 32 | | 0 | Y | 2 | R | 06/2025 | | | | | |
| 29088 | NORTH ADAMS | 04/03/1974 | Active | | | 16 | 0 | 0 | 0.00% | 13 | | 2 | Y | 9 | R | 06/2025 | | | | | |
| 4582 | NORTH JACKSON | 04/03/1956 | Active | | | 17 | 0 | 0 | 0.00% | 18 | | 0 | Y | | R | 04/2024 | | | | | |
| 4584 | PARMA SPRING ARBOR | 08/28/1953 | Active | | | 7 | 0 | 0 | 0.00% | 7 | | 0 | Y | 6 | | 10/2023 | | | | | |
| 29357 | PENNFIELD | 05/22/1974 | Active | | | 36 | 0 | 0 | 0.00% | 37 | | 1 | Y | | N | 12/2023 | | | | | |
| 29089 | PITTSFORD AREA | 04/24/1974 | Active | | | 21 | 0 | 0 | 0.00% | 23 | | 6 | N | | N | 10/2023 | | | | | |
| 140691 | Quest South East Jackson | 02/03/2020 | Active | | | 21 | 0 | 0 | 0.00% | 22 | | 0 | Y | | IP | 07/2025 | | | | | |
| 30713 | SALINE | 05/16/1975 | Active | | | 21 | 0 | 0 | 0.00% | 22 | | 9 | N | None | | 10/2023 | | | | | |
| 4591 | TEKONSHA | 01/18/1944 | Active | | | 23 | 0 | 0 | 0.00% | 25 | | 3 | Y | 5 | R | 10/2023 | | | | | |
| 130041 | University of Michigan | 02/07/2017 | Active | | | 3 | 0 | 0 | 0.00% | 3 | | 1 | Y | | | 09/2023 | | | | | |
| 4592 | VANDERCOOK LAKE | 10/08/1956 | Active | | | 51 | 1 | 0 | 2.00% | 52 | | 0 | Y | 2 | R | 03/2025 | | | | | |
| Current Total Clubs Count | YTD New Clubs Count | YTD Cancelled Clubs Count | YTD Net Club Gain | Current Total Members Count | YTD Add | YTD Drop | YTD Net Growth | YTD Net Growth % | Member Count 12 Months Ago | Average Member Count Per Club | % of Clubs with less than 20 members | % No Officer Report in 12 Months | % of Clubs with balance 90+ days | Number of Clubs in Status Quo | % Status Quo Clubs in Financial Suspension | Number of Cancelled Clubs | Average Cancelled Club Age | Members Lost Due to Cancellation | % of Clubs Cancelled for Non-Financial Reasons | | |
| 40 | 0 | 0 | 0 | 853 | 6 | 11 | -5 | -0.58% | 862 | 21 | 50% | 10% | 5% | 0 | 0% | 0 | 0 | 0 | 0% | | |

* - P - Priority Club. Cancellation Reasons: 1-Objectives/conduct, 2-Non-active club, 5-Non-existing club, 6-Disbanding, 7-Merger, 8-Financial Suspension, 9-District/Multiple District Dues.

** Red denotes below 15 active members.

*** Red denotes 20% + loss.

**** Y - all 3 (President, Secretary, Treasurer) club officers reported, N - not all 3 reported.

***** Abbreviation: N-New, IP-Immediate Past, R-Repeat.



Club Health Assessment for District 11 B2 through July 2025

| | | | Status | Membership | | | | | Reports | | | | Finance | LCIF | | |
|-------------------------------|--|--------------|-------------------------------------|-------------------------|-------------------|---------------------|---------------------|-------------------------|---------------------------------------|--------------------------------|--------------------------------|---------------------------------|-------------------|--------------------------------------|-----------------|---------------|
| Club Number | Club Name | Charter Date | Times in Status Quo in Past 2 Years | Current Member Count ** | YTD Members Added | YTD Members Dropped | YTD Net Growth% *** | Member Count 1 Year Ago | Dropped Members Avg.Length of Service | Months Since Membership Update | Current Officers Reported **** | Current President Repeated Term | VP Reported ***** | Last Date Reported Service (mm/yyyy) | Account Balance | YTD Donations |
| Clubs more than two years old | | | | | | | | | | | | | | | | |
| 4599 | BANGOR | 04/30/1968 | Active | 17 | 0 | 0 | 0.00% | 18 | | 0 | N | None | | 09/2024 | | |
| 43992 | BARODA | 06/19/1984 | Active | 16 | 0 | 0 | 0.00% | 16 | | 13 | N | None | | 05/2025 | | |
| 4600 | BENTON HARBOR FAIRPLAIN Exc Award (06/30/2024) | 10/31/1934 | Active | 24 | 0 | 0 | 0.00% | 24 | | 2 | Y | | | 03/2025 | | |
| 55792 | BLOOMINGDALE-GOBLES KAL HAVEN TRAIL | 06/06/1994 | Active | 13 | 0 | 0 | 0.00% | 16 | | 4 | Y | | N | 07/2025 | | |
| 4605 | BUCHANAN GALIEN | 12/13/1933 | Active | 28 | 0 | 0 | 0.00% | 30 | | 2 | Y | | N | 07/2025 | | |
| 4607 | CENTREVILLE | 07/20/1945 | Active | 33 | 0 | 0 | 0.00% | 31 | | 1 | Y | | | 06/2025 | | |
| 4609 | COLOMA Exc Award (06/30/2019) | 12/29/1952 | Active | 31 | 0 | 0 | 0.00% | 32 | | 1 | N | None | | 11/2024 | | |
| 4610 | COLON | 11/24/1937 | Active(1) | 30 | 0 | 0 | 0.00% | 30 | | 12 | N | None | | 11/2024 | | |
| 46000 | COVERT COVERT TOWNSHIP | 04/28/1986 | Active | 19 | 0 | 0 | 0.00% | 21 | | 4 | N | None | | 11/2024 | | |
| 4613 | DOWAGIAC | 07/02/1952 | Active | 11 | 0 | 0 | 0.00% | 12 | | 8 | N | None | | 11/2024 | | |
| 4615 | EDWARDSBURG | 08/21/1946 | Active | 26 | 0 | 0 | 0.00% | 22 | | 6 | N | None | | 11/2024 | | |
| 4621 | HARTFORD | 09/06/1946 | Active | 12 | 0 | 0 | 0.00% | 12 | | 13 | N | None | | 11/2024 | 90+ Days | |
| 65387 | KALAMAZOO WESTSIDE | 05/15/2002 | Active | 17 | 0 | 0 | 0.00% | 26 | | 5 | N | None | | 11/2024 | | |
| 4626 | LAKESHORE | 12/14/1961 | Active | 34 | 0 | 0 | 0.00% | 27 | | 5 | N | None | | 06/2025 | | |
| 4627 | LAWRENCE | 04/12/1948 | Active | 12 | 0 | 0 | 0.00% | 12 | | 13 | N | None | | 11/2023 | | |
| 4628 | LAWTON | 08/25/1953 | Active | 44 | 0 | 0 | 0.00% | 47 | | 1 | Y | | N | 11/2024 | | |
| 4629 | MARCELLUS | 02/02/1970 | Active | 10 | 0 | 0 | 0.00% | 11 | | 2 | Y | | IP | 12/2024 | | |
| 4631 | MATTAWAN Exc Award (06/30/2018, 06/30/2021, 06/30/2022) | 10/30/1958 | Active | 32 | 0 | 0 | 0.00% | 34 | | 1 | Y | | N | 07/2025 | | |
| 4632 | NEW BUFFALO | 03/06/1942 | Active | 14 | 0 | 0 | 0.00% | 19 | | 4 | N | None | | 11/2023 | | |
| 4633 | NILES | 08/19/1926 | Active | 7 | 0 | 0 | 0.00% | 5 | | 4 | N | None | | 11/2024 | | |
| 4636 | PAW PAW Exc Award (06/30/2018, 06/30/2024) | 12/05/1968 | Active | 82 | 3 | 1 | 2.50% | 80 | 21 | 0 | Y | | N | 06/2025 | | \$20.00 |
| 4638 | PORTAGE | 01/23/1961 | Active | 15 | 0 | 0 | 0.00% | 18 | | 0 | Y | 2 | | 06/2025 | | \$300.00 |



Club Health Assessment for District 11 B2 through July 2025

| | | | | | | | Status | | Membership | | | | | Reports | | | | Finance | | LCIF |
|--|-------------------------|---------------------------|-------------------|-----------------------------|---------|----------|-------------------------------------|-------------------------|----------------------------|-------------------------------|--------------------------------------|----------------------------------|---------------------------------------|--------------------------------|--|---------------------------------|----------------------------|--------------------------------------|--|---------------|
| | | | | | | | Times in Status Quo in Past 2 Years | Current Member Count ** | YTD Members Added | YTD Members Dropped | YTD Net Growth% *** | Member Count 1 Year Ago | Dropped Members Avg.Length of Service | Months Since Membership Update | Current Officers Reported **** | Current President Repeated Term | VP Reported ***** | Last Date Reported Service (mm/yyyy) | Account Balance | YTD Donations |
| Club Number | Club Name | Charter Date | | | | | | | | | | | | | | | | | | |
| Exc Award (06/30/2018, 06/30/2019, 06/30/2021, 06/30/2022, 06/30/2023) | | | | | | | | | | | | | | | | | | | | |
| 4640 | RICHLAND GULL LAKE AREA | 03/03/1954 | Active | 14 | 0 | 0 | 0.00% | 16 | | 1 | N | | | 07/2025 | | | | | | |
| Exc Award (06/30/2018) | | | | | | | | | | | | | | | | | | | | |
| 44711 | SCHOOLCRAFT | 03/25/1985 | Active | 11 | 2 | 0 | 22.22% | 9 | | 0 | Y | 2 | N | 11/2024 | | | | | | |
| 4645 | SISTER LAKES | 03/30/1966 | Active | 35 | 2 | 0 | 6.06% | 33 | | 0 | Y | | | 11/2024 | | | | | | |
| 58272 | SOUTH HAVEN BLACK RIVER | 05/16/1996 | Active | 12 | 0 | 0 | 0.00% | 12 | | 1 | Y | | N | 07/2025 | | | | | | |
| Exc Award (06/30/2019, 06/30/2023) | | | | | | | | | | | | | | | | | | | | |
| 4641 | ST JOSEPH | 06/15/1928 | Active | 78 | 0 | 0 | 0.00% | 74 | | 1 | Y | | N | 07/2025 | | | | | | |
| Exc Award (06/30/2023) | | | | | | | | | | | | | | | | | | | | |
| 78951 | STURGIS | 04/26/2004 | Active | 27 | 0 | 0 | 0.00% | 27 | | 12 | Y | | R | 11/2023 | | | | | | |
| 4650 | THREE RIVERS | 12/06/1948 | Active | 25 | 1 | 0 | 4.17% | 31 | | 0 | Y | 2 | R | 08/2024 | | | | | | |
| Exc Award (06/30/2018, 06/30/2024) | | | | | | | | | | | | | | | | | | | | |
| 4653 | VICKSBURG | 04/17/1953 | Active | 36 | 0 | 0 | 0.00% | 36 | | 12 | N | None | | 11/2024 | | | | | | |
| 4654 | WATERVLIET | 08/05/1953 | Active | 16 | 0 | 0 | 0.00% | 18 | | 3 | N | None | | 11/2024 | | | | | | |
| Current Total Clubs Count | YTD New Clubs Count | YTD Cancelled Clubs Count | YTD Net Club Gain | Current Total Members Count | YTD Add | YTD Drop | YTD Net Growth | YTD Net Growth % | Member Count 12 Months Ago | Average Member Count Per Club | % of Clubs with less than 20 members | % No Officer Report in 12 Months | % of Clubs with balance 90+ days | Number of Clubs in Status Quo | % Status Quo Clubs in Financial Suspension | Number of Cancelled Clubs | Average Cancelled Club Age | Members Lost Due to Cancellation | % of Clubs Cancelled for Non-Financial Reasons | |
| 31 | 0 | 0 | 0 | 781 | 8 | 1 | 7 | 0.90% | 799 | 25 | 52% | 48% | 3% | 0 | 0% | 0 | 0 | 0 | 0% | |

* - P - Priority Club. Cancellation Reasons: 1-Objectives/conduct, 2-Non-active club, 5-Non-existing club, 6-Disbanding, 7-Merger, 8-Financial Suspension, 9-District/Multiple District Dues.

** Red denotes below 15 active members.


*** Red denotes 20% + loss.

**** Y - all 3 (President, Secretary, Treasurer) club officers reported, N - not all 3 reported.

***** Abbreviation: N-New, IP-Immediate Past, R-Repeat.



Club Health Assessment for District 11 C1 through July 2025

|  | | | Status | Membership | | | | | Reports | | | | Finance | | LCIF | |
|--|---------------------|--------------|-------------------------------------|-------------------------|-------------------|---------------------|---------------------|-------------------------|---------------------------------------|--------------------------------|--------------------------------|---------------------------------|-------------------|--------------------------------------|-----------------|---------------|
| Club Number | Club Name | Charter Date | Times in Status Quo in Past 2 Years | Current Member Count ** | YTD Members Added | YTD Members Dropped | YTD Net Growth% *** | Member Count 1 Year Ago | Dropped Members Avg.Length of Service | Months Since Membership Update | Current Officers Reported **** | Current President Repeated Term | VP Reported ***** | Last Date Reported Service (mm/yyyy) | Account Balance | YTD Donations |
| Clubs more than two years old | | | | | | | | | | | | | | | | |
| 4598 | ALLEGAN | 11/21/1945 | Active | 25 | 1 | 0 | 4.17% | 19 | | 0 | Y | 3 | N | 07/2025 | | |
| 4657 | ALLEDALE | 10/24/1963 | Active | 9 | 0 | 0 | 0.00% | 12 | | 4 | Y | | R | 08/2024 | | |
| 31329 | ALTO | 11/13/1975 | Active | 21 | 0 | 0 | 0.00% | 21 | | 1 | Y | | N | 07/2025 | | |
| 4665 | CEDAR SPRINGS | 03/16/1959 | Active | 3 | 0 | 0 | 0.00% | 3 | | 20 | N | None | | 05/2025 | | |
| 4668 | COOPERSVILLE | 02/21/1955 | Active | 1 | 0 | 0 | 0.00% | 1 | | 11 | Y | 6 | | 11/2024 | | |
| 31327 | DORR TOWNSHIP | 11/21/1975 | Active | 18 | 0 | 0 | 0.00% | 18 | | 0 | Y | | | 05/2025 | | |
| 4675 | FRUITPORT | 10/05/1948 | Active | 74 | 0 | 0 | 0.00% | 81 | | 1 | Y | | N | 06/2025 | | |
| 4677 | GRAND RAPIDS | 11/14/1919 | Active | 76 | 0 | 1 | -1.30% | 77 | 27 | 0 | Y | 2 | R | 07/2025 | | \$4,500.00 |
| 4620 | HAMILTON | 04/21/1960 | Active | 13 | 0 | 0 | 0.00% | 14 | | 6 | N | None | | 11/2024 | | |
| 4561 | HASTINGS | 01/31/1950 | Active | 8 | 0 | 0 | 0.00% | 8 | | 15 | Y | 12 | | 04/2025 | | |
| 4622 | HOPKINS | 02/08/1949 | Active | 16 | 0 | 0 | 0.00% | 16 | | 11 | Y | 13 | | 10/2024 | | |
| 4597 | LAKEWOOD AREA | 09/30/1947 | Active | 46 | 0 | 0 | 0.00% | 46 | | 1 | Y | 2 | | 10/2024 | | |
| 41310 | LYONS MUIR LC | 05/24/1982 | Active | 19 | 0 | 0 | 0.00% | 15 | | 0 | Y | 2 | R | 06/2025 | | |
| Exc Award (06/30/2018) | | | | | | | | | | | | | | | | |
| 4695 | MARNE | 06/03/1963 | Active | 24 | 0 | 0 | 0.00% | 24 | | 6 | Y | | N | 04/2025 | | |
| 4630 | MARTIN | 10/26/1953 | Active | 8 | 0 | 0 | 0.00% | 9 | | 3 | Y | 4 | R | 12/2024 | | \$50.00 |
| 4577 | MIDDLEVILLE | 03/21/1955 | Active | 13 | 0 | 0 | 0.00% | 13 | | 1 | Y | 2 | | 04/2025 | | |
| 4699 | MUSKEGON HOST | 12/09/1919 | Active | 12 | 0 | 0 | 0.00% | 12 | | 11 | Y | 15 | | 10/2024 | | |
| 36554 | MUSKEGON NORTH SIDE | 02/26/1979 | Active | 82 | 0 | 0 | 0.00% | 82 | | 0 | Y | | N | 07/2025 | | \$600.00 |
| Exc Award (06/30/2022) | | | | | | | | | | | | | | | | |
| 4581 | NASHVILLE | 09/29/1942 | Active | 9 | 0 | 0 | 0.00% | 11 | | 5 | N | 5 | | 12/2024 | | |
| 4702 | RAVENNA | 06/29/1954 | Active | 55 | 0 | 1 | -1.79% | 59 | 2 | 0 | Y | | N | 06/2025 | | \$100.00 |
| 4704 | ROCKFORD | 03/12/1954 | Active | 92 | 1 | 0 | 1.10% | 100 | | 0 | Y | | N | 06/2025 | | |
| Exc Award (06/30/2022) | | | | | | | | | | | | | | | | |
| 29834 | SARANAC | 10/14/1974 | Active | 21 | 0 | 0 | 0.00% | 23 | | 1 | N | None | | 05/2025 | | |
| 4711 | SPARTA | 04/07/1954 | Active | 31 | 2 | 0 | 6.90% | 26 | | 0 | Y | 2 | | 07/2025 | | |
| 4714 | THORNAPPLE VALLEY | 02/02/1954 | Active | 15 | 0 | 0 | 0.00% | 14 | | 2 | Y | 7 | | 08/2024 | | |



Club Health Assessment for District 11 C1 through July 2025

INTERNATIONAL

| Club Number | Club Name | Charter Date | Status | | Membership | | | | | | Reports | | | | Finance | LCIF | | | |
|---------------------------|---------------------|---------------------------|-------------------------------------|-----------------------------|-------------------|---------------------|---------------------|-------------------------|---------------------------------------|--------------------------------|--------------------------------------|----------------------------------|----------------------------------|--------------------------------------|--|---------------------------|----------------------------|----------------------------------|--|
| | | | Times in Status Quo in Past 2 Years | Current Member Count ** | YTD Members Added | YTD Members Dropped | YTD Net Growth% *** | Member Count 1 Year Ago | Dropped Members Avg.Length of Service | Months Since Membership Update | Current Officers Reported **** | Current President Repeated Term | VP Reported ***** | Last Date Reported Service (mm/yyyy) | Account Balance | YTD Donations | | | |
| 4718 | WYOMING | 03/15/1962 | Active | 19 | 0 | 0 | 0.00% | 22 | | 1 | Y | 3 | R | 03/2025 | | | | | |
| Current Total Clubs Count | YTD New Clubs Count | YTD Cancelled Clubs Count | YTD Net Club Gain | Current Total Members Count | YTD Add | YTD Drop | YTD Net Growth | YTD Net Growth % | Member Count 12 Months Ago | Average Member Count Per Club | % of Clubs with less than 20 members | % No Officer Report in 12 Months | % of Clubs with balance 90+ days | Number of Clubs in Status Quo | % Status Quo Clubs in Financial Suspension | Number of Cancelled Clubs | Average Cancelled Club Age | Members Lost Due to Cancellation | % of Clubs Cancelled for Non-Financial Reasons |
| 25 | 0 | 0 | 0 | 710 | 4 | 2 | 2 | 0.28% | 726 | 28 | 56% | 8% | 0% | 0 | 0% | 0 | 0 | 0 | 0% |

* - P - Priority Club. Cancellation Reasons: 1-Objectives/conduct, 2-Non-active club, 5-Non-existing club, 6-Disbanding, 7-Merger, 8-Financial Suspension, 9-District/Multiple District Dues.

** Red denotes below 15 active members.

*** Red denotes 20% + loss.

**** Y - all 3 (President, Secretary, Treasurer) club officers reported, N - not all 3 reported.

***** Abbreviation: N-New, IP-Immediate Past, R-Repeat.



Club Health Assessment for District 11 C2 through July 2025

| | | | Status | Membership | | | | | | Reports | | | | Finance | LCIF | |
|-------------------------------|--|--------------|-------------------------------------|-------------------------|-------------------|---------------------|---------------------|-------------------------|---------------------------------------|--------------------------------|--------------------------------|---------------------------------|-------------------|--------------------------------------|-----------------|---------------|
| Club Number | Club Name | Charter Date | Times in Status Quo in Past 2 Years | Current Member Count ** | YTD Members Added | YTD Members Dropped | YTD Net Growth% *** | Member Count 1 Year Ago | Dropped Members Avg.Length of Service | Months Since Membership Update | Current Officers Reported **** | Current President Repeated Term | VP Reported ***** | Last Date Reported Service (mm/yyyy) | Account Balance | YTD Donations |
| Clubs more than two years old | | | | | | | | | | | | | | | | |
| 4659 | ASHLEY | 12/07/1953 | Active | 20 | 0 | 1 | -4.76% | 22 | 24 | 0 | Y | | N | 02/2025 | | |
| | Exc Award (06/30/2017, 06/30/2018, 06/30/2019, 06/30/2022, 06/30/2023) | | | | | | | | | | | | | | | |
| 145516 | Bancroft Lioness | 04/22/2021 | Active | 34 | 0 | 0 | 0.00% | 30 | | 1 | Y | | N | 07/2025 | | \$65.00 |
| | Exc Award (06/30/2023, 06/30/2024) | | | | | | | | | | | | | | | |
| 4660 | BATH TOWNSHIP L C | 03/11/1971 | Active | 14 | 0 | 0 | 0.00% | 14 | | 2 | Y | 4 | N | 06/2025 | | |
| | Exc Award (06/30/2024) | | | | | | | | | | | | | | | |
| 4546 | BELLEVUE | 06/18/1940 | Active | 7 | 0 | 0 | 0.00% | 8 | | 1 | Y | 7 | R | 07/2025 | | |
| 4547 | BRETTON WOODS | 02/23/1954 | Active | 26 | 0 | 0 | 0.00% | 23 | | 2 | Y | | N | 05/2025 | | |
| | Exc Award (06/30/2023, 06/30/2024) | | | | | | | | | | | | | | | |
| 4424 | BRIGHTON | 04/22/1959 | Active(1) | 14 | 1 | 0 | 7.69% | 25 | | 0 | Y | 8 | R | 04/2025 | | |
| | Exc Award (06/30/2018) | | | | | | | | | | | | | | | |
| 4549 | CHARLOTTE | 11/05/1941 | Active | 17 | 0 | 0 | 0.00% | 16 | | 1 | N | | | 05/2025 | | \$300.00 |
| | Exc Award (06/30/2023) | | | | | | | | | | | | | | | |
| 40597 | DE WITT BREAKFAST | 12/14/1981 | Active | 46 | 0 | 0 | 0.00% | 46 | | 2 | Y | 2 | R | 07/2025 | | |
| | Exc Award (06/30/2020, 06/30/2022) | | | | | | | | | | | | | | | |
| 145512 | Delta DeWitt Ledges | 04/01/2021 | Active | 7 | 0 | 0 | 0.00% | 8 | | 3 | Y | | N | 06/2025 | | |
| 4554 | DIMONDALE | 12/13/1962 | Active | 8 | 0 | 0 | 0.00% | 8 | | 0 | Y | 9 | | 04/2025 | | |
| 4742 | DURAND | 07/01/1969 | Active | 34 | 0 | 0 | 0.00% | 34 | | 1 | Y | 10 | R | 07/2025 | | \$100.00 |
| | Exc Award (06/30/2018, 06/30/2019, 06/30/2022, 06/30/2023, 06/30/2024) | | | | | | | | | | | | | | | |
| 4556 | EATON RAPIDS | 05/09/1944 | Active(1) | 9 | 0 | 0 | 0.00% | 9 | | 12 | Y | 4 | | 07/2024 | | |
| 4673 | ELSIE | 10/03/1940 | Active | 31 | 0 | 0 | 0.00% | 33 | | 3 | Y | | N | 04/2025 | | |
| 4557 | GRAND LEDGE | 04/11/1944 | Active | 55 | 0 | 1 | -1.79% | 58 | 1 | 0 | Y | 2 | R | 07/2025 | | \$1,050.00 |
| | Exc Award (06/30/2021, 06/30/2022, 06/30/2024) | | | | | | | | | | | | | | | |
| 105395 | HARTLAND | 05/04/2009 | Active | 18 | 1 | 0 | 5.88% | 21 | | 0 | Y | 5 | R | 07/2025 | | |
| | Exc Award (06/30/2017, 06/30/2018, 06/30/2019, 06/30/2020, 06/30/2024) | | | | | | | | | | | | | | | |
| 4563 | HOLT | 01/30/1968 | Active | 38 | 0 | 0 | 0.00% | 40 | | 1 | Y | | N | 07/2024 | | |
| | Exc Award (06/30/2019, 06/30/2022) | | | | | | | | | | | | | | | |
| 4687 | ITHACA | 02/20/1951 | Active | 0 | 0 | 0 | 0.00% | 6 | | 1 | N | None | | 11/2024 | | |



Club Health Assessment for District 11 C2 through July 2025

| | | | Membership | | | | | | | Reports | | | | Finance | | LCIF | | |
|------------------------------------|-------------------------|---------------------------|-------------------------------------|-----------------------------|-------------------|---------------------|-------------------|----------------------------|---------------------------------------|--------------------------------------|----------------------------------|----------------------------------|-------------------------------|--|---------------------------|----------------------------|----------------------------------|--|
| Club Number | Club Name | Charter Date | Times in Status Quo in Past 2 Years | Current Member Count ** | YTD Members Added | YTD Members Dropped | YTD Net Growth*** | Member Count 1 Year Ago | Dropped Members Avg.Length of Service | Months Since Membership Update | Current Officers Reported **** | Current President Repeated Term | VP Reported ***** | Last Date Reported Service (mm/yyyy) | Account Balance | YTD Donations | | |
| 4762 | LAINGSBURG LIONS CLUB | 04/30/1948 | Active | 32 | 1 | 2 | -3.03% | 38 | 6 | 0 | Y | | N | 02/2025 | | | | |
| Exc Award (06/30/2018, 06/30/2019) | | | | | | | | | | | | | | | | | | |
| 145596 | Lansing Capital Lioness | 03/24/2021 | Active | 11 | 0 | 0 | 0.00% | 12 | | 1 | N | | | 07/2025 | | | | |
| 4694 | MAPLE VALLEY L C | 10/13/1969 | Active | 13 | 0 | 0 | 0.00% | 10 | | 3 | Y | 9 | | 05/2025 | | | | |
| 4575 | MASON | 06/13/1944 | Active | 25 | 0 | 0 | 0.00% | 25 | | 1 | Y | | N | 08/2024 | | \$200.00 | | |
| Exc Award (06/30/2018) | | | | | | | | | | | | | | | | | | |
| 125925 | MSU Campus | 10/07/2015 | Active | 4 | 1 | 8 | -63.64% | 9 | 2 | 0 | Y | | | 10/2024 | | | | |
| 4583 | OLIVET | 05/29/1944 | Active | 27 | 0 | 1 | -3.57% | 29 | 12 | 0 | N | | N | 03/2025 | | | | |
| 4701 | OVID | 06/23/1954 | Active | 29 | 0 | 0 | 0.00% | 29 | | 1 | Y | 2 | R | 02/2025 | | | | |
| 137016 | Owosso | 03/20/2019 | Active | 19 | 0 | 0 | 0.00% | 16 | | 0 | Y | 4 | N | 06/2025 | | | | |
| Exc Award (06/30/2023) | | | | | | | | | | | | | | | | | | |
| 4705 | ST JOHNS | 10/13/1948 | Active | 28 | 0 | 1 | -3.45% | 22 | 27 | 0 | Y | 5 | R | 07/2025 | | | | |
| 4706 | ST LOUIS ALMA | 04/08/1940 | Active | 8 | 0 | 0 | 0.00% | 7 | | 1 | N | None | | 11/2024 | | | | |
| 4588 | STOCKBRIDGE | 12/18/1951 | Active | 43 | 0 | 0 | 0.00% | 48 | | 0 | Y | | N | 04/2025 | | | | |
| 4593 | VERMONTVILLE | 05/08/1942 | Active | 8 | 0 | 0 | 0.00% | 9 | | 8 | N | None | | 10/2024 | | | | |
| 40999 | WACOSTA | 03/15/1982 | Active | 10 | 0 | 0 | 0.00% | 10 | | 22 | Y | 3 | R | 10/2024 | | | | |
| 4596 | WEBBERVILLE | 04/29/1954 | Active(1) | 15 | 0 | 0 | 0.00% | 16 | | 1 | Y | 3 | N | 11/2024 | | | | |
| Current Total Clubs Count | YTD New Clubs Count | YTD Cancelled Clubs Count | YTD Net Club Gain | Current Total Members Count | YTD Add | YTD Drop | YTD Net Growth % | Member Count 12 Months Ago | Average Member Count Per Club | % of Clubs with less than 20 members | % No Officer Report in 12 Months | % of Clubs with balance 90+ days | Number of Clubs in Status Quo | % Status Quo Clubs in Financial Suspension | Number of Cancelled Clubs | Average Cancelled Club Age | Members Lost Due to Cancellation | % of Clubs Cancelled for Non-Financial Reasons |
| 31 | 0 | 0 | 0 | 650 | 4 | 14 | -1.52% | 681 | 21 | 55% | 3% | 0% | 0 | 0% | 0 | 0 | 0 | 0% |

* - P - Priority Club. Cancellation Reasons: 1-Objectives/conduct, 2-Non-active club, 5-Non-existing club, 6-Disbanding, 7-Merger, 8-Financial Suspension, 9-District/Multiple District Dues.

** Red denotes below 15 active members.

*** Red denotes 20% + loss.

**** Y - all 3 (President, Secretary, Treasurer) club officers reported, N - not all 3 reported.

***** Abbreviation: N-New, IP-Immediate Past, R-Repeat.



Club Health Assessment for District 11 D1 through July 2025

| | | | Status | Membership | | | | | | Reports | | | | Finance | LCIF | |
|-------------------------------|------------------------------------|--------------|-------------------------------------|-------------------------|-------------------|---------------------|---------------------|-------------------------|---------------------------------------|--------------------------------|--------------------------------|---------------------------------|-------------------|--------------------------------------|-----------------|---------------|
| Club Number | Club Name | Charter Date | Times in Status Quo in Past 2 Years | Current Member Count ** | YTD Members Added | YTD Members Dropped | YTD Net Growth% *** | Member Count 1 Year Ago | Dropped Members Avg.Length of Service | Months Since Membership Update | Current Officers Reported **** | Current President Repeated Term | VP Reported ***** | Last Date Reported Service (mm/yyyy) | Account Balance | YTD Donations |
| Clubs more than two years old | | | | | | | | | | | | | | | | |
| 108690 | AUBURN WILLIAMS | 06/17/2010 | Active | 34 | 1 | 0 | 3.03% | 33 | | 0 | Y | | N | 06/2025 | | |
| | Exc Award (06/30/2018, 06/30/2020) | | | | | | | | | | | | | | | |
| 4723 | BAY CITY | 12/08/1921 | Active | 181 | 2 | 1 | 0.56% | 185 | 0 | 0 | Y | | N | 06/2025 | | |
| | Exc Award (06/30/2018, 06/30/2020) | | | | | | | | | | | | | | | |
| 4727 | BUENA VISTA TOWNSHIP L C | 12/13/1966 | Active | 18 | 0 | 0 | 0.00% | 18 | | 2 | Y | 9 | R | 05/2022 | | |
| 4729 | CARO | 03/16/1943 | Active | 33 | 2 | 0 | 6.45% | 28 | | 0 | Y | 2 | R | 07/2025 | | |
| 4730 | CARROLLTON | 05/02/1967 | Active | 23 | 1 | 0 | 4.55% | 22 | | 0 | Y | 2 | R | 06/2020 | | |
| 4732 | CASS CITY | 02/15/1954 | Active | 23 | 0 | 0 | 0.00% | 25 | | 1 | Y | | | 03/2025 | | |
| 4733 | CHESANING | 10/16/1967 | Active | 14 | 0 | 0 | 0.00% | 16 | | 1 | Y | | N | 03/2025 | | |
| 4735 | CLIO | 01/10/1963 | Active | 10 | 0 | 0 | 0.00% | 11 | | 3 | Y | 5 | R | 05/2019 | | |
| 4740 | DAVISON | 10/18/1961 | Active | 3 | 0 | 0 | 0.00% | 3 | | 2 | Y | 4 | | 04/2025 | | |
| 4746 | FAIRGROVE | 10/23/1956 | Active | 10 | 0 | 0 | 0.00% | 10 | | 1 | Y | 10 | | 05/2019 | | |
| 4747 | FENTON | 04/22/1964 | Active | 19 | 0 | 0 | 0.00% | 27 | | 1 | N | | | 06/2025 | | |
| 4788 | FLINT EAST FLINT | 06/02/1955 | Active | 12 | 0 | 0 | 0.00% | 12 | | 5 | Y | 11 | R | 12/2023 | | |
| 4750 | FLUSHING | 01/20/1942 | Active | 33 | 1 | 0 | 3.13% | 32 | | 0 | Y | | N | 09/2023 | | |
| 4751 | FRANKENMUTH | 10/31/1953 | Active | 71 | 1 | 0 | 1.43% | 73 | | 1 | Y | | N | 07/2025 | | |
| | Exc Award (06/30/2023) | | | | | | | | | | | | | | | |
| 4752 | FREELAND | 12/09/1948 | Active | 72 | 0 | 0 | 0.00% | 68 | | 3 | Y | | N | 05/2025 | | |
| 32197 | GAINES AREA L C | 05/12/1976 | Active | 11 | 0 | 0 | 0.00% | 22 | | 1 | Y | | | 06/2025 | | |
| | Exc Award (06/30/2023) | | | | | | | | | | | | | | | |
| 4753 | GENESEE | 01/27/1956 | Active | 12 | 0 | 0 | 0.00% | 14 | | 1 | Y | | | 12/2011 | | |
| 4754 | GOODRICH | 12/06/1962 | Active | 14 | 1 | 0 | 7.69% | 16 | | 0 | Y | 2 | N | 08/2022 | | |
| 126324 | Grand Blanc | 12/08/2015 | Active | 2 | 0 | 2 | -50.00% | 14 | 10 | 0 | N | None | | 06/2025 | | \$200.00 |
| 4758 | HEMLOCK | 03/09/1949 | Active | 20 | 0 | 0 | 0.00% | 21 | | 1 | Y | 4 | R | 07/2020 | | |
| 45570 | KINGSTON | 12/16/1985 | Active | 16 | 0 | 0 | 0.00% | 18 | | 3 | Y | 3 | N | 05/2025 | | |
| 4764 | LENNON | 12/05/1972 | Active | 25 | 0 | 0 | 0.00% | 28 | | 1 | Y | 8 | | 06/2024 | | |
| 4766 | LINDEN | 03/16/1972 | Active | 11 | 0 | 0 | 0.00% | 16 | | 7 | Y | | R | 07/2025 | | \$500.00 |
| 34740 | MAYVILLE | 12/01/1977 | Active | 24 | 1 | 0 | 4.35% | 26 | | 0 | Y | | N | 07/2025 | | |



Club Health Assessment for District 11 D1 through July 2025

| | | | Status | | Membership | | | | | Reports | | | | | Finance | | LCIF | |
|---------------------------|---------------------|---------------------------|-------------------------------------|-----------------------------|-------------------|---------------------|---------------------|----------------------------|---------------------------------------|--------------------------------------|----------------------------------|----------------------------------|-------------------------------|--|---------------------------|----------------------------|----------------------------------|--|
| Club Number | Club Name | Charter Date | Times in Status Quo in Past 2 Years | Current Member Count ** | YTD Members Added | YTD Members Dropped | YTD Net Growth% *** | Member Count 1 Year Ago | Dropped Members Avg.Length of Service | Months Since Membership Update | Current Officers Reported **** | Current President Repeated Term | VP Reported ***** | Last Date Reported Service (mm/yyyy) | Account Balance | YTD Donations | | |
| 38026 | MERRILL | 02/25/1980 | Active | 20 | 0 | 0 | 0.00% | 27 | | 0 | Y | 2 | | 02/2025 | | | | |
| 4771 | MILLINGTON | 01/12/1965 | Active | 31 | 1 | 0 | 3.33% | 31 | | 0 | Y | | N | 04/2025 | | | | |
| 4773 | MONTROSE | 12/11/1946 | Active | 13 | 0 | 0 | 0.00% | 16 | | 1 | Y | 5 | | 11/2024 | | | | |
| 4777 | OTISVILLE | 06/07/1949 | Active | 23 | 0 | 0 | 0.00% | 25 | | 7 | Y | 4 | N | 06/2019 | | | | |
| 58851 | SAGINAW | 11/15/1996 | Active | 17 | 0 | 1 | -5.56% | 22 | 15 | 0 | Y | 2 | R | 05/2019 | | | | |
| 4797 | SHIELDS | 01/29/1964 | Active | 25 | 0 | 0 | 0.00% | 28 | | 3 | Y | | | 06/2025 | | | | |
| 4793 | ST CHARLES | 09/30/1942 | Active | 14 | 0 | 0 | 0.00% | 20 | | 1 | Y | 7 | | 01/2022 | | | | |
| 4799 | SWARTZ CREEK | 12/17/1969 | Active | 6 | 0 | 0 | 0.00% | 9 | | 1 | Y | 8 | | 01/2022 | | | | |
| 67166 | VASSAR | 01/31/2003 | Active | 9 | 0 | 0 | 0.00% | 9 | | 1 | Y | 5 | | 04/2017 | | | | |
| 4803 | ZILWAUKEE | 03/06/1956 | Active | 17 | 0 | 0 | 0.00% | 10 | | 2 | Y | 4 | | 05/2025 | | | | |
| Current Total Clubs Count | YTD New Clubs Count | YTD Cancelled Clubs Count | YTD Net Club Gain | Current Total Members Count | YTD Add | YTD Drop | YTD Net Growth % | Member Count 12 Months Ago | Average Member Count Per Club | % of Clubs with less than 20 members | % No Officer Report in 12 Months | % of Clubs with balance 90+ days | Number of Clubs in Status Quo | % Status Quo Clubs in Financial Suspension | Number of Cancelled Clubs | Average Cancelled Club Age | Members Lost Due to Cancellation | % of Clubs Cancelled for Non-Financial Reasons |
| 34 | 0 | 0 | 0 | 866 | 11 | 4 | 7 | 0.81% | 935 | 25 | 56% | 0% | 0% | 0 | 0% | 0 | 0 | 0 |

* - P - Priority Club. Cancellation Reasons: 1-Objectives/conduct, 2-Non-active club, 5-Non-existing club, 6-Disbanding, 7-Merger, 8-Financial Suspension, 9-District/Multiple District Dues.

** Red denotes below 15 active members.

*** Red denotes 20% + loss.

**** Y - all 3 (President, Secretary, Treasurer) club officers reported, N - not all 3 reported.

***** Abbreviation: N-New, IP-Immediate Past, R-Repeat.



Club Health Assessment for District 11 D2 through July 2025

| | | | Status | Membership | | | | | Reports | | | | Finance | | LCIF | |
|------------------------------------|--------------------------|--------------|-------------------------------------|-------------------------|-------------------|---------------------|---------------------|-------------------------|---------------------------------------|--------------------------------|--------------------------------|---------------------------------|-------------------|--------------------------------------|-----------------|---------------|
| Club Number | Club Name | Charter Date | Times in Status Quo in Past 2 Years | Current Member Count ** | YTD Members Added | YTD Members Dropped | YTD Net Growth% *** | Member Count 1 Year Ago | Dropped Members Avg.Length of Service | Months Since Membership Update | Current Officers Reported **** | Current President Repeated Term | VP Reported ***** | Last Date Reported Service (mm/yyyy) | Account Balance | YTD Donations |
| Clubs more than two years old | | | | | | | | | | | | | | | | |
| 4473 | ALGONAC | 04/26/1940 | Active | 77 | 1 | 0 | 1.32% | 82 | | 0 | Y | | N | 07/2025 | | |
| 4720 | ALMONT | 03/08/1944 | Active | 41 | 1 | 0 | 2.50% | 37 | | 0 | Y | | N | 07/2025 | | |
| 4490 | ANCHOR BAY | 02/04/1958 | Active(2) | 14 | 0 | 0 | 0.00% | 14 | | 16 | N | None | | 02/2025 | | |
| 51591 | APPLEGATE | 04/26/1991 | Active | 15 | 0 | 0 | 0.00% | 15 | | 10 | Y | 5 | | 03/2025 | | |
| 4721 | BAD AXE | 01/11/1937 | Active | 36 | 0 | 0 | 0.00% | 31 | | 1 | Y | | N | 03/2025 | | |
| 4478 | BERVILLE | 06/17/1948 | Active | 108 | 0 | 0 | 0.00% | 115 | | 1 | Y | | N | 02/2025 | | |
| 4482 | CAPAC | 01/28/1948 | Active | 15 | 0 | 0 | 0.00% | 7 | | 1 | Y | 9 | | 02/2025 | | |
| 4731 | CARSONVILLE | 06/13/1945 | Active(1) | 22 | 0 | 1 | -4.35% | 23 | 5 | 0 | Y | | N | 02/2025 | | |
| 4739 | CROSWELL | 12/06/1946 | Active | 12 | 0 | 1 | -7.69% | 15 | 1 | 0 | Y | | | 04/2025 | | |
| 127843 | Deckerville | 06/23/2016 | Active | 15 | 0 | 0 | 0.00% | 15 | | 1 | Y | 2 | N | 04/2025 | | \$1,350.00 |
| 4743 | ELBA TOWNSHIP L C | 03/13/1969 | Active | 4 | 0 | 0 | 0.00% | 4 | | 12 | Y | 5 | | 02/2025 | | |
| 4744 | ELKTON | 02/10/1960 | Active | 46 | 1 | 3 | -4.17% | 49 | 4 | 0 | Y | | N | 07/2025 | | \$200.00 |
| 4489 | EMMETT | 02/09/1949 | Active | 51 | 0 | 0 | 0.00% | 52 | | 1 | Y | | | 04/2025 | | |
| 4493 | FORT GRATIOT TOWNSHIP | 08/05/1948 | Active | 0 | 0 | 0 | 0.00% | 1 | | 1 | N | None | | 09/2024 | | |
| 126382 | Frieburg Saint Ignatius | 12/29/2015 | Active | 20 | 0 | 0 | 0.00% | 20 | | 8 | Y | 11 | | 04/2025 | | |
| 4756 | HADLEY | 02/25/1969 | Active | 20 | 0 | 0 | 0.00% | 21 | | 1 | Y | | R | 07/2025 | | |
| 4757 | HARBOR BEACH | 11/11/1938 | Active | 4 | 0 | 0 | 0.00% | 31 | | 1 | N | None | | 02/2025 | | |
| 4496 | HARSENS ISLAND | 01/13/1948 | Active | 27 | 0 | 0 | 0.00% | 27 | | 4 | Y | 10 | R | 02/2025 | | |
| 145510 | Harsens Island Lioness's | 03/03/2021 | Active | 28 | 0 | 0 | 0.00% | 29 | | 1 | Y | 6 | R | 06/2025 | | |
| 4759 | IMLAY CITY | 04/05/1949 | Active | 13 | 0 | 0 | 0.00% | 13 | | 11 | Y | 4 | | 01/2025 | | |
| 4500 | JEDDO | 02/03/1965 | Active | 19 | 1 | 0 | 5.56% | 17 | | 0 | Y | | N | 02/2025 | | |
| 4763 | LAPEER | 02/26/1954 | Active | 10 | 0 | 0 | 0.00% | 12 | | 2 | Y | | IP | 04/2025 | | |
| 4765 | LEXINGTON | 09/06/1939 | Active | 17 | 0 | 2 | -10.53% | 17 | 19 | 0 | Y | 8 | N | 02/2025 | | |
| 4506 | MARINE CITY | 11/17/1938 | Active | 7 | 0 | 0 | 0.00% | 12 | | 1 | Y | 4 | R | 02/2025 | | |
| 4768 | MARLETTE | 05/16/1952 | Active | 24 | 0 | 0 | 0.00% | 23 | | 1 | Y | | N | 07/2025 | | \$200.00 |
| Exc Award (06/30/2023, 06/30/2024) | | | | | | | | | | | | | | | | |
| 4507 | MARYSVILLE | 02/17/1941 | Active | 25 | 0 | 0 | 0.00% | 24 | | 3 | Y | | N | 06/2025 | | |



Club Health Assessment for District 11 D2 through July 2025

| | | | Status | | Membership | | | | | Reports | | | | Finance | | LCIF | | |
|---------------------------|---------------------|---------------------------|-------------------------------------|-----------------------------|-------------------|---------------------|-------------------|----------------------------|---------------------------------------|--------------------------------------|----------------------------------|----------------------------------|-------------------------------|--|---------------------------|----------------------------|----------------------------------|--|
| Club Number | Club Name | Charter Date | Times in Status Quo in Past 2 Years | Current Member Count ** | YTD Members Added | YTD Members Dropped | YTD Net Growth*** | Member Count 1 Year Ago | Dropped Members Avg.Length of Service | Months Since Membership Update | Current Officers Reported **** | Current President Repeated Term | VP Reported ***** | Last Date Reported Service (mm/yyyy) | Account Balance | YTD Donations | | |
| Exc Award (06/30/2023) | | | | | | | | | | | | | | | | | | |
| 4508 | MEMPHIS | 05/19/1941 | Active | 25 | 2 | 0 | 8.70% | 31 | | 0 | Y | | N | 06/2025 | | | | |
| 4769 | METAMORA | 09/25/1948 | Active | 78 | 0 | 0 | 0.00% | 71 | | 1 | N | None | | 07/2024 | | | | |
| 137272 | Metamora Lioness | 01/29/2019 | Active | 11 | 0 | 2 | -15.38% | 10 | 5 | 0 | Y | | N | 05/2025 | | | | |
| 4772 | MINDEN CITY | 06/29/1944 | Active | 15 | 0 | 0 | 0.00% | 15 | | 4 | Y | 2 | R | 04/2025 | | | | |
| 4776 | NORTH BRANCH | 10/06/1970 | Active | 25 | 4 | 0 | 19.05% | 21 | | 0 | Y | | IP | 01/2025 | | | | |
| 4778 | OTTER LAKE | 09/08/1964 | Active | 6 | 0 | 0 | 0.00% | 6 | | 11 | Y | 7 | N | 07/2025 | | | | |
| 4779 | OWENDALE | 03/11/1959 | Active | 0 | 0 | 0 | 0.00% | 9 | | 1 | N | None | | 07/2024 | | | | |
| 4515 | PEARL BEACH | 10/02/1947 | Active | 16 | 0 | 0 | 0.00% | 18 | | 1 | Y | | | 04/2025 | | | | |
| 51094 | PECK | 12/04/1990 | Active | 12 | 0 | 0 | 0.00% | 10 | | 2 | Y | 2 | N | 02/2025 | | | | |
| 4782 | PIGEON | 10/20/1948 | Active | 39 | 0 | 0 | 0.00% | 38 | | 9 | Y | | N | 04/2025 | | | | |
| 4784 | PORT AUSTIN | 01/02/1941 | Active | 69 | 1 | 0 | 1.47% | 72 | | 1 | N | None | | 04/2025 | | \$500.00 | | |
| 4517 | PORT HURON HOST | 02/18/1920 | Active | 49 | 15 | 0 | 44.12% | 47 | | 0 | Y | | N | 07/2025 | | \$11,000.00 | | |
| 4785 | PORT SANILAC | 12/17/1946 | Active | 3 | 0 | 0 | 0.00% | 7 | | 1 | Y | | | 02/2025 | | | | |
| 4524 | RUBY | 10/12/1948 | Active | 23 | 0 | 0 | 0.00% | 25 | | 2 | Y | | R | 02/2025 | | | | |
| 4525 | SAINT CLAIR | 03/15/1926 | Active | 19 | 0 | 0 | 0.00% | 15 | | 6 | N | None | | 02/2025 | | | | |
| 4794 | SANDUSKY | 06/28/1937 | Active | 21 | 0 | 0 | 0.00% | 26 | | 1 | Y | | R | 05/2025 | | | | |
| 4800 | UBLY | 04/30/1940 | Active | 23 | 0 | 0 | 0.00% | 24 | | 1 | Y | | N | 04/2025 | | \$2,230.00 | | |
| Exc Award (06/30/2021) | | | | | | | | | | | | | | | | | | |
| 4796 | USA | 02/12/1959 | Active | 20 | 0 | 0 | 0.00% | 22 | | 3 | Y | | N | 04/2025 | | \$2,000.00 | | |
| 4540 | YALE | 01/14/1948 | Active(1) | 33 | 0 | 0 | 0.00% | 31 | | 3 | Y | 8 | R | 04/2025 | | | | |
| Current Total Clubs Count | YTD New Clubs Count | YTD Cancelled Clubs Count | YTD Net Club Gain | Current Total Members Count | YTD Add | YTD Drop | YTD Net Growth % | Member Count 12 Months Ago | Average Member Count Per Club | % of Clubs with less than 20 members | % No Officer Report in 12 Months | % of Clubs with balance 90+ days | Number of Clubs in Status Quo | % Status Quo Clubs in Financial Suspension | Number of Cancelled Clubs | Average Cancelled Club Age | Members Lost Due to Cancellation | % of Clubs Cancelled for Non-Financial Reasons |
| 45 | 0 | 0 | 0 | 1,157 | 26 | 9 | 17 | 1.49% | 1,204 | 26 | 47% | 7% | 0% | 0 | 0% | 0 | 0 | 0 |



Club Health Assessment for District 11 D2 through July 2025

| | | | Status | | Membership | | | | | Reports | | | | | Finance | LCIF |
|-------------|-----------|--------------|-------------------------------------|-------------------------|-------------------|---------------------|---------------------|-------------------------|---------------------------------------|--------------------------------|--------------------------------|---------------------------------|-------------------|--------------------------------------|-----------------|---------------|
| Club Number | Club Name | Charter Date | Times in Status Quo in Past 2 Years | Current Member Count ** | YTD Members Added | YTD Members Dropped | YTD Net Growth% *** | Member Count 1 Year Ago | Dropped Members Avg.Length of Service | Months Since Membership Update | Current Officers Reported **** | Current President Repeated Term | VP Reported ***** | Last Date Reported Service (mm/yyyy) | Account Balance | YTD Donations |

* - P - Priority Club. Cancellation Reasons: 1-Objectives/conduct, 2-Non-active club, 5-Non-existing club, 6-Disbanding, 7-Merger, 8-Financial Suspension, 9-District/Multiple District Dues.
** Red denotes below 15 active members.
*** Red denotes 20% + loss.
**** Y - all 3 (President, Secretary, Treasurer) club officers reported, N - not all 3 reported.
***** Abbreviation: N-New, IP-Immediate Past, R-Repeat.



Club Health Assessment for District 11 E1 through July 2025

| | | | Status | Membership | | | | | Reports | | | | | Finance | LCIF | |
|--|-----------------------|--------------|-------------------------------------|-------------------------|-------------------|---------------------|---------------------|-------------------------|---------------------------------------|--------------------------------|--------------------------------|---------------------------------|-------------------|--------------------------------------|-----------------|---------------|
| Club Number | Club Name | Charter Date | Times in Status Quo in Past 2 Years | Current Member Count ** | YTD Members Added | YTD Members Dropped | YTD Net Growth% *** | Member Count 1 Year Ago | Dropped Members Avg.Length of Service | Months Since Membership Update | Current Officers Reported **** | Current President Repeated Term | VP Reported ***** | Last Date Reported Service (mm/yyyy) | Account Balance | YTD Donations |
| Clubs more than two years old | | | | | | | | | | | | | | | | |
| 4806 | ARCADIA | 12/04/1970 | Active | 50 | 0 | 0 | 0.00% | 52 | | 1 | Y | | N | 04/2025 | | |
| 37417 | BALDWIN | 07/02/1979 | Active | 9 | 0 | 0 | 0.00% | 7 | | 3 | Y | 4 | R | 04/2025 | | |
| Exc Award (06/30/2018) | | | | | | | | | | | | | | | | |
| 33996 | BARRYTON | 06/08/1977 | Active | 10 | 1 | 0 | 11.11% | 9 | | 0 | Y | 24 | | 09/2022 | | |
| 4661 | BIG RAPIDS | 02/22/1938 | Active | 22 | 0 | 0 | 0.00% | 21 | | 0 | N | | R | 06/2025 | 90+ Days | |
| Exc Award (06/30/2018) | | | | | | | | | | | | | | | | |
| 4814 | CADILLAC | 11/23/1943 | Active | 17 | 0 | 1 | -5.56% | 19 | 16 | 0 | Y | | N | 09/2024 | | |
| 4815 | CEDAR MAPLE CITY | 10/05/1964 | Active | 22 | 1 | 0 | 4.76% | 22 | | 0 | Y | | N | 06/2025 | | |
| 4708 | CENTRAL MONTCALM | 04/10/1935 | Active | 25 | 0 | 0 | 0.00% | 24 | | 1 | Y | 8 | N | 07/2025 | | |
| 36798 | CHIPPEWA LAKE MECOSTA | 03/30/1979 | Active | 17 | 0 | 0 | 0.00% | 16 | | 2 | Y | | IP | 09/2024 | | |
| Exc Award (06/30/2023) | | | | | | | | | | | | | | | | |
| 4736 | COLEMAN | 09/06/1940 | Active | 24 | 0 | 0 | 0.00% | 24 | | 0 | Y | | N | 07/2025 | | |
| Exc Award (06/30/2018, 06/30/2022, 06/30/2023, 06/30/2024) | | | | | | | | | | | | | | | | |
| 4669 | CRYSTAL | 11/26/1951 | Active | 28 | 0 | 0 | 0.00% | 21 | | 2 | Y | 3 | R | 07/2025 | | |
| Exc Award (06/30/2018) | | | | | | | | | | | | | | | | |
| 4672 | EDMORE | 07/27/1950 | Active | 18 | 0 | 0 | 0.00% | 16 | | 1 | Y | 2 | R | 12/2024 | | |
| 4825 | EMPIRE | 01/12/1953 | Active | 68 | 0 | 0 | 0.00% | 64 | | 1 | Y | | N | 07/2025 | | |
| Exc Award (06/30/2024) | | | | | | | | | | | | | | | | |
| 4826 | EVART | 04/18/1947 | Active | 17 | 0 | 0 | 0.00% | 16 | | 0 | N | 9 | | 05/2025 | 90+ Days | |
| 4674 | FREMONT | 05/03/1960 | Active | 25 | 0 | 0 | 0.00% | 27 | | 2 | Y | | N | 01/2025 | | \$25.00 |
| 4681 | GREENVILLE | 05/11/1936 | Active(1) | 35 | 0 | 0 | 0.00% | 38 | | 2 | Y | 2 | N | 12/2024 | | |
| 4833 | HARRISON | 11/15/1967 | Active(1) | 23 | 1 | 0 | 4.55% | 34 | | 0 | N | | | 12/2024 | | |
| 36686 | HART | 03/09/1979 | Active | 19 | 0 | 0 | 0.00% | 17 | | 5 | Y | | N | 11/2024 | | |
| 4684 | HOWARD CITY | 02/26/1970 | Active | 10 | 2 | 0 | 25.00% | 9 | | 0 | Y | 5 | R | 09/2024 | | |
| 4839 | KALEVA | 10/01/1962 | Active | 16 | 0 | 0 | 0.00% | 17 | | 1 | Y | 5 | | 09/2024 | | |
| 41778 | LAKE ANN | 08/30/1982 | Active | 33 | 3 | 0 | 10.00% | 30 | | 0 | Y | | N | 07/2025 | | |
| 4692 | LAKEVIEW | 06/08/1959 | Active | 13 | 0 | 0 | 0.00% | 13 | | 3 | Y | | N | 06/2025 | | |
| 36096 | LUTHER | 10/05/1978 | Active | 43 | 2 | 0 | 4.88% | 50 | | 0 | Y | 3 | R | 03/2025 | | |



Club Health Assessment for District 11 E1 through July 2025

| | | | Status | Membership | | | | | Reports | | | | | Finance | LCIF | |
|--|----------------|--------------|-------------------------------------|-------------------------|-------------------|---------------------|---------------------|-------------------------|---------------------------------------|--------------------------------|--------------------------------|---------------------------------|-------------------|--------------------------------------|-----------------|---------------|
| Club Number | Club Name | Charter Date | Times in Status Quo in Past 2 Years | Current Member Count ** | YTD Members Added | YTD Members Dropped | YTD Net Growth% *** | Member Count 1 Year Ago | Dropped Members Avg.Length of Service | Months Since Membership Update | Current Officers Reported **** | Current President Repeated Term | VP Reported ***** | Last Date Reported Service (mm/yyyy) | Account Balance | YTD Donations |
| 4846 | MANISTEE | 05/07/1957 | Active | 11 | 0 | 0 | 0.00% | 10 | | 0 | Y | | N | 09/2024 | | |
| 4848 | MESICK | 04/21/1952 | Active | 15 | 0 | 0 | 0.00% | 13 | | 5 | Y | 3 | | 12/2024 | | |
| 4770 | MIDLAND | 12/19/1933 | Active | 47 | 0 | 0 | 0.00% | 53 | | 0 | Y | 2 | R | 07/2025 | | |
| Exc Award (06/30/2018) | | | | | | | | | | | | | | | | |
| 4698 | MOUNT PLEASANT | 05/04/1939 | Active | 41 | 0 | 0 | 0.00% | 44 | | 1 | Y | | N | 06/2025 | | |
| 4850 | NORTHPORT | 11/05/1952 | Active | 40 | 0 | 0 | 0.00% | 46 | | 2 | Y | 2 | | 09/2024 | | |
| 4852 | ONEKAMA | 05/01/1967 | Active | 34 | 0 | 0 | 0.00% | 39 | | 1 | Y | | N | 03/2025 | | |
| 4703 | REMUS | 10/05/1938 | Active | 6 | 0 | 0 | 0.00% | 7 | | 6 | Y | 18 | | 05/2024 | | |
| 39132 | SAND LAKE | 12/22/1980 | Active | 4 | 0 | 0 | 0.00% | 4 | | 17 | Y | 9 | | 11/2023 | | |
| 4707 | SHEPHERD | 05/05/1972 | Active | 12 | 0 | 0 | 0.00% | 11 | | 0 | Y | 3 | N | 06/2025 | | |
| 4713 | STANWOOD | 08/30/1966 | Active | 16 | 0 | 5 | -23.81% | 19 | 11 | 0 | Y | 3 | N | 07/2025 | | |
| Exc Award (06/30/2022) | | | | | | | | | | | | | | | | |
| 4861 | TRAVERSE CITY | 09/29/1943 | Active | 10 | 0 | 0 | 0.00% | 10 | | 13 | Y | 8 | R | 11/2024 | | |
| 4715 | WEIDMAN | 01/17/1957 | Active | 23 | 0 | 2 | -8.00% | 26 | 2 | 0 | Y | | N | 07/2025 | | |
| Exc Award (06/30/2018) | | | | | | | | | | | | | | | | |
| 4716 | WHITE CLOUD | 10/21/1970 | Active | 47 | 0 | 0 | 0.00% | 46 | | 3 | Y | | N | 09/2024 | | |
| Exc Award (06/30/2018, 06/30/2019, 06/30/2020, 06/30/2021, 06/30/2023, 06/30/2024) | | | | | | | | | | | | | | | | |

Clubs Cancelled Previous Fiscal Year – Clubs Cancelled within last 12 months may be reinstated

| Club Number | Club Name | Charter Date | Current Status* | Cancellation Date |
|-------------|-------------|--------------|-----------------|-------------------|
| 4664 | CARSON CITY | 07/10/1934 | Cancelled(6*) | 05/29/2025 |
| 4827 | FRANKFORT | 02/25/1953 | Cancelled(6*) | 06/29/2025 |
| 33206 | VESTABURG | 01/18/1977 | Cancelled(6*) | 09/29/2024 |

| Current Total Clubs Count | YTD New Clubs Count | YTD Cancelled Clubs Count | YTD Net Club Gain | Current Total Members Count | YTD Add | YTD Drop | YTD Net Growth | YTD Net Growth % | Member Count 12 Months Ago | Average Member Count Per Club | % of Clubs with less than 20 members | % No Officer Report in 12 Months | % of Clubs with balance 90+ days | Number of Clubs in Status Quo | % Status Quo Clubs in Financial Suspension | Number of Cancelled Clubs | Average Cancelled Club Age | Members Lost Due to Cancellation | % of Clubs Cancelled for Non-Financial Reasons |
|---------------------------|---------------------|---------------------------|-------------------|-----------------------------|---------|----------|----------------|------------------|----------------------------|-------------------------------|--------------------------------------|----------------------------------|----------------------------------|-------------------------------|--|---------------------------|----------------------------|----------------------------------|--|
| 35 | 0 | 0 | 0 | 850 | 10 | 8 | 2 | 0.24% | 874 | 24 | 49% | 0% | 6% | 0 | 0% | 0 | 0 | 0 | 0% |



Club Health Assessment for District 11 E1 through July 2025

| | | | Status | Membership | | | | | Reports | | | | | Finance | LCIF | |
|-------------|-----------|--------------|-------------------------------------|-------------------------|-------------------|---------------------|---------------------|-------------------------|---------------------------------------|--------------------------------|--------------------------------|---------------------------------|-------------------|--------------------------------------|-----------------|---------------|
| Club Number | Club Name | Charter Date | Times in Status Quo in Past 2 Years | Current Member Count ** | YTD Members Added | YTD Members Dropped | YTD Net Growth% *** | Member Count 1 Year Ago | Dropped Members Avg.Length of Service | Months Since Membership Update | Current Officers Reported **** | Current President Repeated Term | VP Reported ***** | Last Date Reported Service (mm/yyyy) | Account Balance | YTD Donations |

* - P - Priority Club. Cancellation Reasons: 1-Objectives/conduct, 2-Non-active club, 5-Non-existing club, 6-Disbanding, 7-Merger, 8-Financial Suspension, 9-District/Multiple District Dues.

** Red denotes below 15 active members.


*** Red denotes 20% + loss.

**** Y - all 3 (President, Secretary, Treasurer) club officers reported, N - not all 3 reported.

***** Abbreviation: N-New, IP-Immediate Past, R-Repeat.




Club Health Assessment for District 11 E2 through July 2025

|  | | | Status | Membership | | | | | | Reports | | | | Finance | LCIF | |
|--|------------------------|--------------|-------------------------------------|-------------------------|-------------------|---------------------|---------------------|-------------------------|---------------------------------------|--------------------------------|--------------------------------|---------------------------------|-------------------|--------------------------------------|-----------------|---------------|
| Club Number | Club Name | Charter Date | Times in Status Quo in Past 2 Years | Current Member Count ** | YTD Members Added | YTD Members Dropped | YTD Net Growth% *** | Member Count 1 Year Ago | Dropped Members Avg.Length of Service | Months Since Membership Update | Current Officers Reported **** | Current President Repeated Term | VP Reported ***** | Last Date Reported Service (mm/yyyy) | Account Balance | YTD Donations |
| Clubs more than two years old | | | | | | | | | | | | | | | | |
| 4805 | ALPENA | 11/22/1926 | Active | 43 | 0 | 2 | -4.44% | 52 | 4 | 0 | Y | 2 | N | 07/2025 | | |
| 40102 | ALPENA EVENING | 06/29/1981 | Active | 5 | 0 | 0 | 0.00% | 5 | | 45 | N | None | | 05/2023 | | |
| 4810 | BEAVERTON | 12/08/1943 | Active | 30 | 0 | 1 | -3.23% | 32 | 40 | 0 | Y | 2 | R | 09/2024 | | |
| 4813 | BOYNE VALLEY L C | 05/03/1967 | Active | 29 | 0 | 0 | 0.00% | 28 | | 1 | N | None | N | 10/2024 | 90+ Days | |
| | Exc Award (06/30/2018) | | | | | | | | | | | | | | | |
| 4816 | CENTRAL LAKE | 05/23/1950 | Active | 60 | 5 | 0 | 9.09% | 59 | | 0 | Y | | N | 07/2025 | | \$300.00 |
| | Exc Award (06/30/2021) | | | | | | | | | | | | | | | |
| 4817 | CHARLEVOIX | 10/18/1961 | Active | 62 | 0 | 0 | 0.00% | 61 | | 0 | Y | | IP | 10/2024 | | \$500.00 |
| 4818 | CHEBOYGAN | 06/02/1958 | Active | 7 | 0 | 0 | 0.00% | 7 | | 1 | Y | 3 | R | 05/2025 | | |
| 4820 | EAST JORDAN | 02/21/1968 | Active | 37 | 1 | 0 | 2.78% | 40 | | 0 | Y | | | 07/2025 | | \$600.00 |
| | Exc Award (06/30/2024) | | | | | | | | | | | | | | | |
| 4823 | ELK RAPIDS | 06/04/1969 | Active | 8 | 0 | 0 | 0.00% | 9 | | 0 | Y | 3 | N | 08/2024 | | |
| 36866 | GLENNIE | 04/20/1979 | Active | 14 | 0 | 0 | 0.00% | 14 | | 1 | Y | 13 | N | 11/2024 | | \$200.00 |
| 31846 | GRAYLING INC | 03/15/1976 | Active | 11 | 0 | 0 | 0.00% | 12 | | 0 | Y | 3 | R | 07/2025 | | \$250.00 |
| 4831 | HALE | 08/20/1958 | Active | 6 | 0 | 0 | 0.00% | 21 | | 0 | N | 7 | R | 05/2025 | | |
| 4834 | HARRISVILLE | 06/05/1940 | Active | 23 | 0 | 0 | 0.00% | 28 | | 5 | Y | 12 | R | 12/2018 | | |
| 39134 | HILLMAN | 12/05/1980 | Active | 17 | 2 | 0 | 13.33% | 15 | | 0 | Y | 7 | | 12/2024 | | \$182.00 |
| | Exc Award (06/30/2021) | | | | | | | | | | | | | | | |
| 4836 | HUBBARD LAKE | 11/22/1971 | Active | 13 | 0 | 0 | 0.00% | 16 | | 2 | Y | 2 | N | 09/2023 | | |
| 4837 | INDIAN RIVER | 03/31/1953 | Active | 23 | 0 | 0 | 0.00% | 25 | | 1 | Y | 8 | R | 07/2025 | | |
| 4841 | LEWISTON | 05/22/1952 | Active | 21 | 1 | 0 | 5.00% | 15 | | 0 | Y | 2 | N | 12/2024 | | |
| 75898 | LEWISTON LIONESS | 06/30/2003 | Active | 35 | 0 | 0 | 0.00% | 40 | | 1 | Y | | N | 07/2025 | | |
| 4842 | LINCOLN | 02/15/1945 | Active | 62 | 0 | 0 | 0.00% | 50 | | 6 | Y | 2 | R | 04/2023 | | |
| 4844 | MACKINAW CITY | 09/16/1947 | Active | 18 | 1 | 1 | 0.00% | 23 | 24 | 0 | Y | 2 | R | 10/2024 | | |
| 4849 | MIO | 10/11/1946 | Active | 16 | 0 | 0 | 0.00% | 14 | | 5 | Y | 9 | | 03/2025 | | |
| 4853 | OSCODA | 10/03/1963 | Active | 62 | 0 | 0 | 0.00% | 55 | | 1 | Y | | | 06/2025 | | |
| 4855 | PETOSKEY | 08/24/1943 | Active | 10 | 0 | 0 | 0.00% | 10 | | 15 | Y | 5 | | 02/2024 | | |
| 29836 | ROSCOMMON HIGGINS LAKE | 10/11/1974 | Active | 14 | 0 | 0 | 0.00% | 11 | | 1 | Y | | N | 12/2024 | | |



Club Health Assessment for District 11 E2 through July 2025

|  | | | Status | Membership | | | | | Reports | | | | | Finance | LCIF | |
|--|-----------|--------------|-------------------------------------|-------------------------|-------------------|---------------------|---------------------|-------------------------|---------------------------------------|--------------------------------|--------------------------------|---------------------------------|-------------------|--------------------------------------|-----------------|---------------|
| Club Number | Club Name | Charter Date | Times in Status Quo in Past 2 Years | Current Member Count ** | YTD Members Added | YTD Members Dropped | YTD Net Growth% *** | Member Count 1 Year Ago | Dropped Members Avg.Length of Service | Months Since Membership Update | Current Officers Reported **** | Current President Repeated Term | VP Reported ***** | Last Date Reported Service (mm/yyyy) | Account Balance | YTD Donations |
| 4858 | ROSE CITY | 06/30/1954 | Active | 11 | 0 | 0 | 0.00% | 14 | | 1 | Y | 3 | | 12/2023 | | |

Clubs Cancelled Previous Fiscal Year – Clubs Cancelled within last 12 months may be reinstated

| Club Number | Club Name | Charter Date | Current Status* | Cancellation Date |
|-------------|---------------|--------------|-----------------|-------------------|
| 4835 | HOUGHTON LAKE | 03/14/1960 | Cancelled(6*) | 01/29/2025 |

| Current Total Clubs Count | YTD New Clubs Count | YTD Cancelled Clubs Count | YTD Net Club Gain | Current Total Members Count | YTD Add | YTD Drop | YTD Net Growth | YTD Net Growth % | Member Count 12 Months Ago | Average Member Count Per Club | % of Clubs with less than 20 members | % No Officer Report in 12 Months | % of Clubs with balance 90+ days | Number of Clubs in Status Quo | % Status Quo Clubs in Financial Suspension | Number of Cancelled Clubs | Average Cancelled Club Age | Members Lost Due to Cancellation | % of Clubs Cancelled for Non-Financial Reasons |
|---------------------------|---------------------|---------------------------|-------------------|-----------------------------|---------|----------|----------------|------------------|----------------------------|-------------------------------|--------------------------------------|----------------------------------|----------------------------------|-------------------------------|--|---------------------------|----------------------------|----------------------------------|--|
| 25 | 0 | 0 | 0 | 637 | 10 | 4 | 6 | 0.95% | 656 | 25 | 52% | 0% | 4% | 0 | 0% | 0 | 0 | 0 | 0% |

* - P - Priority Club. Cancellation Reasons: 1-Objectives/conduct, 2-Non-active club, 5-Non-existing club, 6-Disbanding, 7-Merger, 8-Financial Suspension, 9-District/Multiple District Dues.

** Red denotes below 15 active members.

*** Red denotes 20% + loss.

**** Y - all 3 (President, Secretary, Treasurer) club officers reported, N - not all 3 reported.

***** Abbreviation: N-New, IP-Immediate Past, R-Repeat.




Club Health Assessment for District 25 A through July 2025

| | | | Status | Membership | | | | | Reports | | | | | Finance | | LCIF |
|-------------------------------|--|--------------|-------------------------------------|-------------------------|-------------------|---------------------|---------------------|-------------------------|---------------------------------------|--------------------------------|--------------------------------|---------------------------------|-------------------|--------------------------------------|-----------------|---------------|
| Club Number | Club Name | Charter Date | Times in Status Quo in Past 2 Years | Current Member Count ** | YTD Members Added | YTD Members Dropped | YTD Net Growth% *** | Member Count 1 Year Ago | Dropped Members Avg.Length of Service | Months Since Membership Update | Current Officers Reported **** | Current President Repeated Term | VP Reported ***** | Last Date Reported Service (mm/yyyy) | Account Balance | YTD Donations |
| Clubs more than two years old | | | | | | | | | | | | | | | | |
| 9405 | BASS LAKE | 07/07/1948 | Active | 27 | 0 | 0 | 0.00% | 23 | | 4 | Y | 5 | N | 07/2025 | | |
| 9409 | CEDAR LAKE | 04/08/1947 | Active | 12 | 0 | 0 | 0.00% | 16 | | 11 | Y | 2 | | 12/2024 | | |
| | Exc Award (06/30/2018) | | | | | | | | | | | | | | | |
| 9410 | CHESTERTON | 10/04/1933 | Active | 25 | 0 | 0 | 0.00% | 24 | | 0 | Y | | N | 06/2025 | | |
| 9411 | CROWN POINT | 09/23/1943 | Active | 46 | 0 | 0 | 0.00% | 45 | | 1 | Y | | N | 07/2025 | | |
| | Exc Award (06/30/2019, 06/30/2023, 06/30/2024) | | | | | | | | | | | | | | | |
| 32723 | DOOR VILLAGE | 09/27/1976 | Active | 26 | 0 | 0 | 0.00% | 29 | | 1 | Y | | N | 07/2025 | | |
| | Exc Award (06/30/2018, 06/30/2023, 06/30/2024) | | | | | | | | | | | | | | | |
| 39865 | EAST CHICAGO EVENING | 05/11/1981 | Active | 21 | 0 | 0 | 0.00% | 22 | | 1 | N | None | | 05/2025 | | |
| | Exc Award (06/30/2018) | | | | | | | | | | | | | | | |
| 9416 | FRANCESVILLE | 05/14/1943 | Active(1) | 5 | 0 | 0 | 0.00% | 5 | | 11 | N | None | | 03/2025 | | |
| 149293 | Gary NWI | 01/19/2022 | Active | 6 | 0 | 0 | 0.00% | 6 | | 11 | Y | 5 | N | 03/2025 | | |
| 9419 | GOODLAND | 04/06/1960 | Active | 15 | 0 | 0 | 0.00% | 16 | | 1 | Y | 21 | | 04/2025 | | |
| 9420 | GRIFFITH | 10/04/1940 | Active | 19 | 0 | 1 | -5.00% | 18 | 17 | 0 | Y | 2 | N | 04/2025 | | |
| | Exc Award (06/30/2017, 06/30/2018) | | | | | | | | | | | | | | | |
| 9421 | HAMLET | 09/22/1944 | Active | 38 | 0 | 0 | 0.00% | 36 | | 1 | Y | 4 | | 03/2025 | | \$200.00 |
| | Exc Award (06/30/2017, 06/30/2018) | | | | | | | | | | | | | | | |
| 9426 | HANNA | 05/28/1947 | Active | 14 | 0 | 0 | 0.00% | 14 | | 2 | Y | 6 | R | 12/2024 | | |
| | Exc Award (06/30/2019) | | | | | | | | | | | | | | | |
| 9427 | HEBRON | 04/10/1969 | Active | 21 | 0 | 0 | 0.00% | 16 | | 3 | Y | 2 | R | 04/2025 | 90+ Days | |
| | Exc Award (06/30/2018) | | | | | | | | | | | | | | | |
| 9428 | HIGHLAND | 08/06/1943 | P- Active | 2 | 0 | 0 | 0.00% | 17 | | 1 | N | 2 | | 06/2025 | | |
| 9429 | HOBART | 03/06/1929 | Active | 13 | 0 | 0 | 0.00% | 15 | | 0 | Y | 5 | R | 07/2025 | | \$25.00 |
| | Exc Award (06/30/2017, 06/30/2018) | | | | | | | | | | | | | | | |
| 9413 | INDIANA HARBOR EAST CHICAGO | 07/13/1926 | Active | 24 | 0 | 0 | 0.00% | 23 | | 0 | N | 2 | R | 04/2025 | | |
| | Exc Award (06/30/2018) | | | | | | | | | | | | | | | |
| 9432 | KOONTZ LAKE L C | 07/13/1959 | Active | 20 | 2 | 0 | 11.11% | 15 | | 0 | Y | | R | 07/2025 | | |
| 9433 | KOUTS | 11/25/1959 | Active | 18 | 0 | 0 | 0.00% | 18 | | 0 | Y | 6 | R | 04/2025 | | \$1,000.00 |
| | Exc Award (06/30/2017, 06/30/2018) | | | | | | | | | | | | | | | |



Club Health Assessment for District 25 A through July 2025

|  | | | Status | Membership | | | | | | Reports | | | | Finance | LCIF | |
|--|--|--------------|-------------------------------------|-------------------------|-------------------|---------------------|---------------------|-------------------------|---------------------------------------|--------------------------------|--------------------------------|---------------------------------|-------------------|--------------------------------------|-----------------|---------------|
| Club Number | Club Name | Charter Date | Times in Status Quo in Past 2 Years | Current Member Count ** | YTD Members Added | YTD Members Dropped | YTD Net Growth% *** | Member Count 1 Year Ago | Dropped Members Avg.Length of Service | Months Since Membership Update | Current Officers Reported **** | Current President Repeated Term | VP Reported ***** | Last Date Reported Service (mm/yyyy) | Account Balance | YTD Donations |
| 9434 | LA CROSSE | 07/28/1958 | Active | 26 | 0 | 0 | 0.00% | 22 | | 3 | N | None | | 10/2024 | | |
| | Exc Award (06/30/2018) | | | | | | | | | | | | | | | |
| 9436 | LA PORTE | 08/24/1936 | Active | 17 | 0 | 0 | 0.00% | 21 | | 2 | Y | | R | 05/2025 | | |
| | Exc Award (06/30/2018) | | | | | | | | | | | | | | | |
| 9414 | LAKE STATION | 01/24/1938 | Active | 26 | 1 | 0 | 4.00% | 22 | | 0 | Y | | N | 07/2025 | | |
| | Exc Award (06/30/2018, 06/30/2019) | | | | | | | | | | | | | | | |
| 32724 | LAKES OF THE FOUR SEASONS | 09/15/1976 | Active | 64 | 0 | 0 | 0.00% | 58 | | 1 | Y | | N | 07/2025 | | \$50.00 |
| | Exc Award (06/30/2018, 06/30/2019, 06/30/2022) | | | | | | | | | | | | | | | |
| 9437 | LOWELL | 04/06/1938 | Active | 31 | 0 | 0 | 0.00% | 25 | | 3 | Y | | N | 10/2024 | | |
| | Exc Award (06/30/2018) | | | | | | | | | | | | | | | |
| 9439 | MERRILLVILLE | 09/30/1946 | Active | 11 | 0 | 0 | 0.00% | 13 | | 1 | Y | 2 | N | 07/2025 | | |
| 9441 | MICHIANA | 04/18/1973 | Active | 14 | 0 | 0 | 0.00% | 18 | | 1 | Y | 2 | | 09/2024 | | |
| | Exc Award (06/30/2016, 06/30/2017, 06/30/2018) | | | | | | | | | | | | | | | |
| 83164 | MILL CREEK COMMUNITY | 08/09/2004 | Active | 23 | 0 | 0 | 0.00% | 19 | | 0 | Y | 4 | N | 05/2025 | | |
| 9444 | MONTEREY | 03/19/1948 | Active | 15 | 0 | 0 | 0.00% | 15 | | 12 | Y | 18 | R | 06/2025 | | |
| 9445 | MOROCCO | 03/05/1951 | Active | 8 | 0 | 0 | 0.00% | 9 | | 1 | N | 2 | | 07/2024 | | |
| 9446 | MUNSTER | 01/12/1938 | Active | 64 | 0 | 0 | 0.00% | 64 | | 1 | Y | | N | 04/2025 | | \$50.00 |
| 9447 | OGDEN DUNES | 11/17/1958 | Active | 45 | 2 | 0 | 4.65% | 39 | | 0 | Y | | | 04/2025 | | |
| | Exc Award (06/30/2018) | | | | | | | | | | | | | | | |
| 9448 | PORTAGE | 06/14/1955 | Active | 12 | 0 | 0 | 0.00% | 10 | | 11 | N | None | | 04/2025 | | |
| | Exc Award (06/30/2017, 06/30/2018) | | | | | | | | | | | | | | | |
| 28017 | REMINGTON | 02/26/1974 | Active | 11 | 0 | 0 | 0.00% | 11 | | 11 | N | None | | 04/2025 | | |
| 9449 | RENSSELAER | 10/28/1943 | Active | 23 | 0 | 0 | 0.00% | 22 | | 1 | Y | 5 | N | 09/2024 | | |
| | Exc Award (06/30/2018) | | | | | | | | | | | | | | | |
| 9450 | ROLLING PRAIRIE | 05/17/1939 | Active | 11 | 0 | 0 | 0.00% | 13 | | 5 | N | None | | 05/2025 | | |
| | Exc Award (06/30/2019) | | | | | | | | | | | | | | | |
| 9454 | SCHERERVILLE | 08/12/1946 | Active | 20 | 2 | 2 | 0.00% | 25 | 6 | 0 | Y | | N | 06/2025 | | \$180.00 |
| 40860 | SCHERERVILLE CENTRAL | 02/19/1982 | Active(1) | 28 | 2 | 0 | 7.69% | 26 | | 0 | Y | | R | 04/2025 | | \$100.00 |
| | Exc Award (06/30/2017, 06/30/2019, 06/30/2022, 06/30/2023) | | | | | | | | | | | | | | | |
| 9457 | SOUTH HAVEN L C | 11/03/1965 | Active | 43 | 0 | 1 | -2.27% | 44 | 2 | 0 | Y | 2 | R | 07/2025 | | |



Club Health Assessment for District 25 A through July 2025

| | | | Status | | Membership | | | | | Reports | | | | | Finance | | LCIF | | |
|--|---------------------|---------------------------|-------------------------------------|-----------------------------|-------------------|---------------------|---------------------|----------------------------|---------------------------------------|--------------------------------------|----------------------------------|----------------------------------|-------------------------------|--|---------------------------|----------------------------|----------------------------------|--|----|
| Club Number | Club Name | Charter Date | Times in Status Quo in Past 2 Years | Current Member Count ** | YTD Members Added | YTD Members Dropped | YTD Net Growth% *** | Member Count 1 Year Ago | Dropped Members Avg.Length of Service | Months Since Membership Update | Current Officers Reported **** | Current President Repeated Term | VP Reported ***** | Last Date Reported Service (mm/yyyy) | Account Balance | YTD Donations | | | |
| Exc Award (06/30/2018, 06/30/2019) | | | | | | | | | | | | | | | | | | | |
| 9452 | ST JOHN | 02/12/1957 | Active | 21 | 0 | 0 | 0.00% | 23 | | 4 | Y | 2 | R | 09/2024 | | | | | |
| 9458 | STAR CITY | 10/27/1972 | Active | 32 | 0 | 0 | 0.00% | 35 | | 1 | N | | N | 10/2024 | | | | | |
| 31211 | UNION MILLS | 09/30/1975 | Active | 26 | 0 | 1 | -3.70% | 30 | 25 | 0 | Y | | N | 01/2025 | | | | | |
| Exc Award (06/30/2017) | | | | | | | | | | | | | | | | | | | |
| 9460 | VALPARAISO | 09/18/1939 | Active | 23 | 0 | 0 | 0.00% | 19 | | 3 | Y | 6 | R | 06/2025 | | | | | |
| Exc Award (06/30/2017) | | | | | | | | | | | | | | | | | | | |
| 9461 | WANATAH | 09/25/1944 | Active | 27 | 0 | 0 | 0.00% | 33 | | 3 | Y | 3 | | 09/2024 | | | | | |
| Exc Award (06/30/2017, 06/30/2019, 06/30/2021) | | | | | | | | | | | | | | | | | | | |
| 9462 | WESTVILLE | 05/26/1943 | Active | 62 | 0 | 0 | 0.00% | 60 | | 0 | Y | | N | 07/2025 | | | | | |
| Exc Award (06/30/2018, 06/30/2019) | | | | | | | | | | | | | | | | | | | |
| 9463 | WHEATFIELD | 06/24/1947 | Active | 22 | 0 | 0 | 0.00% | 23 | | 7 | N | None | | 10/2024 | | | | | |
| Exc Award (06/30/2017, 06/30/2019) | | | | | | | | | | | | | | | | | | | |
| 9464 | WHITING | 06/07/1929 | Active | 18 | 0 | 0 | 0.00% | 18 | | 11 | N | None | | 04/2025 | | | | | |
| 42769 | WINAMAC | 06/13/1983 | Active | 18 | 0 | 0 | 0.00% | 18 | | 3 | Y | | N | 11/2024 | | | | | |
| Exc Award (06/30/2018, 06/30/2019) | | | | | | | | | | | | | | | | | | | |
| Current Total Clubs Count | YTD New Clubs Count | YTD Cancelled Clubs Count | YTD Net Club Gain | Current Total Members Count | YTD Add | YTD Drop | YTD Net Growth % | Member Count 12 Months Ago | Average Member Count Per Club | % of Clubs with less than 20 members | % No Officer Report in 12 Months | % of Clubs with balance 90+ days | Number of Clubs in Status Quo | % Status Quo Clubs in Financial Suspension | Number of Cancelled Clubs | Average Cancelled Club Age | Members Lost Due to Cancellation | % of Clubs Cancelled for Non-Financial Reasons | |
| 46 | 0 | 0 | 0 | 1,093 | 9 | 5 | 4 | 0.37% | 1,093 | 24 | 41% | 15% | 2% | 0 | 0% | 0 | 0 | 0 | 0% |

* - P - Priority Club. Cancellation Reasons: 1-Objectives/conduct, 2-Non-active club, 5-Non-existing club, 6-Disbanding, 7-Merger, 8-Financial Suspension, 9-District/Multiple District Dues.

** Red denotes below 15 active members.

*** Red denotes 20% + loss.

**** Y - all 3 (President, Secretary, Treasurer) club officers reported, N - not all 3 reported.

***** Abbreviation: N-New, IP-Immediate Past, R-Repeat.



Club Health Assessment for District 25 B through July 2025

| | | | Status | Membership | | | | | | Reports | | | | Finance | LCIF | |
|--|---------------------------|--------------|-------------------------------------|-------------------------|-------------------|---------------------|---------------------|-------------------------|---------------------------------------|--------------------------------|--------------------------------|---------------------------------|-------------------|--------------------------------------|-----------------|---------------|
| Club Number | Club Name | Charter Date | Times in Status Quo in Past 2 Years | Current Member Count ** | YTD Members Added | YTD Members Dropped | YTD Net Growth% *** | Member Count 1 Year Ago | Dropped Members Avg.Length of Service | Months Since Membership Update | Current Officers Reported **** | Current President Repeated Term | VP Reported ***** | Last Date Reported Service (mm/yyyy) | Account Balance | YTD Donations |
| Clubs more than two years old | | | | | | | | | | | | | | | | |
| 9465 | ALBION | 10/22/1952 | Active | 49 | 0 | 0 | 0.00% | 51 | | 3 | Y | | N | 04/2025 | | \$25.00 |
| Exc Award (06/30/2017, 06/30/2018, 06/30/2019, 06/30/2024) | | | | | | | | | | | | | | | | |
| 9466 | ANDREWS | 05/24/1945 | Active | 14 | 0 | 6 | -30.00% | 24 | 6 | 0 | N | | | 06/2025 | | |
| Exc Award (06/30/2017) | | | | | | | | | | | | | | | | |
| 9467 | ANGOLA | 02/14/1929 | Active | 14 | 0 | 0 | 0.00% | 15 | | 0 | Y | 5 | | 10/2024 | | |
| 9468 | ANTHONY WAYNE L C | 12/07/1972 | Active | 37 | 3 | 0 | 8.82% | 34 | | 0 | Y | 3 | | 12/2024 | | |
| Exc Award (06/30/2018) | | | | | | | | | | | | | | | | |
| 9469 | ARCOLA | 09/23/1949 | Active | 18 | 0 | 1 | -5.26% | 21 | 2 | 0 | Y | | N | 12/2024 | | |
| 9471 | AUBURN | 05/29/1928 | Active | 27 | 0 | 0 | 0.00% | 27 | | 17 | N | None | | 12/2024 | | |
| Exc Award (06/30/2016) | | | | | | | | | | | | | | | | |
| 60829 | AUBURN CLASSIC NOON | 06/01/1998 | Active | 33 | 0 | 0 | 0.00% | 36 | | 1 | Y | | N | 05/2025 | | |
| Exc Award (06/30/2016) | | | | | | | | | | | | | | | | |
| 9474 | BIPPUS | 05/10/1948 | Active | 14 | 0 | 0 | 0.00% | 15 | | 2 | Y | 9 | R | 10/2024 | | |
| 9475 | BLUFFTON | 09/29/1947 | Active | 19 | 0 | 0 | 0.00% | 19 | | 0 | Y | 2 | N | 05/2025 | | |
| Exc Award (06/30/2017, 06/30/2018, 06/30/2019) | | | | | | | | | | | | | | | | |
| 9478 | CEDAR CREEK | 10/23/1951 | Active | 11 | 0 | 0 | 0.00% | 21 | | 5 | N | None | | 08/2024 | | |
| Exc Award (06/30/2016) | | | | | | | | | | | | | | | | |
| 9479 | CHURUBUSCO | 03/26/1956 | Active | 8 | 0 | 0 | 0.00% | 8 | | 2 | Y | | N | 06/2025 | | |
| 32072 | CLEAR LAKE | 04/21/1976 | Active | 13 | 0 | 0 | 0.00% | 13 | | 13 | N | 5 | | 07/2025 | | |
| 61290 | COLUMBIA CITY | 11/30/1998 | Active | 9 | 0 | 0 | 0.00% | 6 | | 1 | Y | | | 06/2025 | | |
| 9481 | CROMWELL KIMMEL L C | 07/23/1945 | Active | 23 | 0 | 0 | 0.00% | 27 | | 1 | Y | | N | 06/2025 | | |
| Exc Award (06/30/2016) | | | | | | | | | | | | | | | | |
| 9482 | DECATUR | 12/21/1926 | Active | 9 | 0 | 0 | 0.00% | 9 | | 16 | N | None | | 10/2024 | | |
| 97418 | FORT WAYNE CHAPEL RIDGE | 06/30/2006 | Active | 13 | 0 | 0 | 0.00% | 17 | | 1 | N | None | | 11/2024 | | |
| Exc Award (06/30/2018) | | | | | | | | | | | | | | | | |
| 9489 | FORT WAYNE MC MILLEN PARK | 11/27/1953 | Active | 5 | 0 | 0 | 0.00% | 5 | | 13 | Y | 10 | | 04/2025 | | |
| Exc Award (06/30/2017) | | | | | | | | | | | | | | | | |
| 9494 | HAMILTON | 06/29/1939 | Active | 29 | 0 | 0 | 0.00% | 29 | | 2 | N | None | | 07/2025 | | |



Club Health Assessment for District 25 B through July 2025

| | | | Status | Membership | | | | | | Reports | | | | Finance | LCIF | |
|--|---------------|--------------|-------------------------------------|-------------------------|-------------------|---------------------|---------------------|-------------------------|---------------------------------------|--------------------------------|--------------------------------|---------------------------------|-------------------|--------------------------------------|-----------------|---------------|
| Club Number | Club Name | Charter Date | Times in Status Quo in Past 2 Years | Current Member Count ** | YTD Members Added | YTD Members Dropped | YTD Net Growth% *** | Member Count 1 Year Ago | Dropped Members Avg.Length of Service | Months Since Membership Update | Current Officers Reported **** | Current President Repeated Term | VP Reported ***** | Last Date Reported Service (mm/yyyy) | Account Balance | YTD Donations |
| Exc Award (06/30/2018, 06/30/2020) | | | | | | | | | | | | | | | | |
| 9495 | HARLAN | 08/23/1944 | Active | 11 | 0 | 1 | -8.33% | 12 | 48 | 0 | N | | | 04/2025 | | |
| 9496 | HERITAGE L C | 02/03/1971 | Active | 26 | 0 | 0 | 0.00% | 26 | | 2 | Y | | N | 05/2025 | | |
| Exc Award (06/30/2016, 06/30/2022) | | | | | | | | | | | | | | | | |
| 9497 | HOWE | 05/01/1944 | Active | 12 | 0 | 0 | 0.00% | 17 | | 1 | N | None | | 07/2025 | | |
| Exc Award (06/30/2018) | | | | | | | | | | | | | | | | |
| 9498 | HUNTERTOWN | 06/15/1953 | Active | 27 | 0 | 0 | 0.00% | 32 | | 5 | Y | 3 | | 06/2025 | | |
| Exc Award (06/30/2016, 06/30/2017, 06/30/2019) | | | | | | | | | | | | | | | | |
| 9499 | HUNTINGTON | 11/13/1946 | Active | 14 | 0 | 0 | 0.00% | 17 | | 1 | N | None | | 06/2025 | | |
| 9500 | KENDALLVILLE | 12/09/1925 | Active | 32 | 0 | 0 | 0.00% | 35 | | 1 | N | | N | 07/2025 | | |
| Exc Award (06/30/2018, 06/30/2019) | | | | | | | | | | | | | | | | |
| 9503 | LAND OF LAKES | 10/08/1956 | Active | 36 | 0 | 0 | 0.00% | 39 | | 7 | Y | 2 | | 04/2025 | | |
| 9504 | LARWILL | 08/25/1952 | Active | 10 | 0 | 0 | 0.00% | 11 | | 7 | Y | 9 | R | 07/2025 | | |
| Exc Award (06/30/2016) | | | | | | | | | | | | | | | | |
| 9506 | LIGONIER | 03/03/1955 | Active | 31 | 0 | 0 | 0.00% | 27 | | 1 | Y | | N | 07/2025 | | |
| Exc Award (06/30/2023) | | | | | | | | | | | | | | | | |
| 9508 | MONGO | 06/26/1953 | Active | 8 | 0 | 0 | 0.00% | 8 | | 2 | Y | 6 | R | 06/2025 | | |
| 9509 | MONROE | 08/14/1953 | Active | 21 | 0 | 0 | 0.00% | 21 | | 2 | Y | | N | 07/2025 | | |
| Exc Award (06/30/2017, 06/30/2018, 06/30/2020, 06/30/2022) | | | | | | | | | | | | | | | | |
| 64471 | MONROEVILLE | 06/28/2001 | Active | 37 | 0 | 0 | 0.00% | 39 | | 2 | Y | | IP | 06/2025 | | \$50.00 |
| Exc Award (06/30/2016, 06/30/2017, 06/30/2018, 06/30/2019, 06/30/2020, 06/30/2023) | | | | | | | | | | | | | | | | |
| 9511 | NEW HAVEN | 01/12/1956 | Active | 23 | 0 | 0 | 0.00% | 25 | | 1 | Y | | N | 06/2025 | | |
| Exc Award (06/30/2017, 06/30/2018, 06/30/2022, 06/30/2024) | | | | | | | | | | | | | | | | |
| 9512 | ORLAND | 01/16/1948 | Active | 16 | 0 | 1 | -5.88% | 17 | 46 | 0 | Y | | IP | 07/2025 | | |
| Exc Award (06/30/2018, 06/30/2023) | | | | | | | | | | | | | | | | |
| 9513 | OSSIAN | 09/24/1942 | Active | 12 | 0 | 0 | 0.00% | 8 | | 1 | Y | 11 | | 06/2025 | | |
| Exc Award (06/30/2016, 06/30/2017) | | | | | | | | | | | | | | | | |
| 9515 | PLEASANT LAKE | 05/09/1930 | Active | 44 | 0 | 0 | 0.00% | 41 | | 2 | Y | | N | 04/2025 | | |
| Exc Award (06/30/2016) | | | | | | | | | | | | | | | | |



Club Health Assessment for District 25 B through July 2025

INTERNATIONAL

| | | | Status | Membership | | | | | | Reports | | | | Finance | LCIF | |
|-------------|--|--------------|-------------------------------------|-------------------------|-------------------|---------------------|-------------------|-------------------------|---------------------------------------|--------------------------------|--------------------------------|---------------------------------|-------------------|--------------------------------------|-----------------|---------------|
| Club Number | Club Name | Charter Date | Times in Status Quo in Past 2 Years | Current Member Count ** | YTD Members Added | YTD Members Dropped | YTD Net Growth*** | Member Count 1 Year Ago | Dropped Members Avg.Length of Service | Months Since Membership Update | Current Officers Reported **** | Current President Repeated Term | VP Reported ***** | Last Date Reported Service (mm/yyyy) | Account Balance | YTD Donations |
| 32725 | ROANOKE | 09/03/1976 | Active | 26 | 0 | 0 | 0.00% | 28 | | 1 | Y | 2 | R | 06/2025 | | |
| | Exc Award (06/30/2017) | | | | | | | | | | | | | | | |
| 9517 | ROME CITY BRIMFIELD | 01/11/1956 | Active | 29 | 0 | 0 | 0.00% | 29 | | 16 | Y | | | 04/2025 | | |
| 46283 | SOUTH MILFORD | 06/02/1986 | Active | 27 | 0 | 0 | 0.00% | 29 | | 2 | N | | | 05/2025 | | |
| | Exc Award (06/30/2016) | | | | | | | | | | | | | | | |
| 9518 | ST JOE | 08/09/1940 | Active | 16 | 0 | 0 | 0.00% | 16 | | 9 | N | None | | 04/2025 | | |
| | Exc Award (06/30/2016) | | | | | | | | | | | | | | | |
| 9523 | STROH | 03/19/1951 | Active | 24 | 0 | 0 | 0.00% | 24 | | 2 | Y | | N | 10/2024 | | |
| 9524 | TRI LAKES | 02/24/1955 | Active | 14 | 0 | 0 | 0.00% | 12 | | 1 | Y | 7 | R | 07/2025 | | |
| 39142 | UNION TOWNSHIP L C | 12/31/1980 | Active | 12 | 0 | 0 | 0.00% | 14 | | 1 | Y | 3 | R | 04/2025 | | |
| | Exc Award (06/30/2017, 06/30/2018, 06/30/2019) | | | | | | | | | | | | | | | |
| 9527 | WATERLOO | 01/22/1929 | Active(1) | 16 | 0 | 0 | 0.00% | 19 | | 0 | Y | 2 | R | 10/2024 | | |
| | Exc Award (06/30/2018) | | | | | | | | | | | | | | | |
| 9529 | WOLCOTTVILLE | 01/15/1929 | Active | 16 | 0 | 0 | 0.00% | 16 | | 10 | Y | | N | 04/2025 | | |
| 9531 | WOODBURN | 05/06/1938 | Active | 29 | 0 | 0 | 0.00% | 29 | | 13 | N | None | | 04/2025 | | |
| | Exc Award (06/30/2016) | | | | | | | | | | | | | | | |

Clubs Cancelled Previous Fiscal Year – Clubs Cancelled within last 12 months may be reinstated

| Club Number | | Club Name | | Charter Date | | Current Status* | | Cancellation Date | | | | | | | | | | | |
|---------------------------|---------------------|---------------------------|-------------------|-----------------------------|---------|-----------------|----------------|-------------------|----------------------------|-------------------------------|--------------------------------------|----------------------------------|----------------------------------|-------------------------------|--|---------------------------|----------------------------|----------------------------------|--|
| 9532 | | ZANESVILLE | | 08/24/1956 | | Cancelled(6*) | | 06/29/2025 | | | | | | | | | | | |
| Current Total Clubs Count | YTD New Clubs Count | YTD Cancelled Clubs Count | YTD Net Club Gain | Current Total Members Count | YTD Add | YTD Drop | YTD Net Growth | YTD Net Growth % | Member Count 12 Months Ago | Average Member Count Per Club | % of Clubs with less than 20 members | % No Officer Report in 12 Months | % of Clubs with balance 90+ days | Number of Clubs in Status Quo | % Status Quo Clubs in Financial Suspension | Number of Cancelled Clubs | Average Cancelled Club Age | Members Lost Due to Cancellation | % of Clubs Cancelled for Non-Financial Reasons |
| 44 | 0 | 0 | 0 | 914 | 3 | 9 | -6 | -0.65% | 968 | 21 | 55% | 16% | 0% | 0 | 0% | 0 | 0 | 0 | 0% |

* - P - Priority Club. Cancellation Reasons: 1-Objectives/conduct, 2-Non-active club, 5-Non-existing club, 6-Disbanding, 7-Merger, 8-Financial Suspension, 9-District/Multiple District Dues.

** Red denotes below 15 active members.

*** Red denotes 20% + loss.

**** Y - all 3 (President, Secretary, Treasurer) club officers reported, N - not all 3 reported.

***** Abbreviation: N-New, IP-Immediate Past, R-Repeat.




Club Health Assessment for District 25 C through July 2025

| | | | Status | | Membership | | | | | Reports | | | | | Finance | | LCIF |
|-------------------------------|--|--------------|-------------------------------------|-------------------------|-------------------|---------------------|---------------------|-------------------------|---------------------------------------|--------------------------------|--------------------------------|---------------------------------|-------------------|--------------------------------------|-----------------|---------------|------|
| Club Number | Club Name | Charter Date | Times in Status Quo in Past 2 Years | Current Member Count ** | YTD Members Added | YTD Members Dropped | YTD Net Growth% *** | Member Count 1 Year Ago | Dropped Members Avg.Length of Service | Months Since Membership Update | Current Officers Reported **** | Current President Repeated Term | VP Reported ***** | Last Date Reported Service (mm/yyyy) | Account Balance | YTD Donations | |
| Clubs more than two years old | | | | | | | | | | | | | | | | | |
| 9533 | ATTICA Exc Award (06/30/2018) | 06/25/1941 | Active | 4 | 0 | 0 | 0.00% | 4 | | 16 | N | None | | 07/2025 | | | |
| 9534 | BAINBRIDGE | 05/09/1944 | Active | 6 | 0 | 0 | 0.00% | 6 | | 15 | N | None | | 10/2024 | | | |
| 9535 | BATTLE GROUND Exc Award (06/30/2018) | 11/19/1973 | Active | 14 | 0 | 0 | 0.00% | 16 | | 7 | Y | 4 | | 05/2025 | | | |
| 78032 | BRAZIL Exc Award (06/30/2016, 06/30/2022) | 01/05/2004 | Active | 16 | 0 | 0 | 0.00% | 16 | | 0 | Y | | N | 07/2025 | | | |
| 49079 | BROOKSTON Exc Award (06/30/2017) | 12/13/1988 | Active | 40 | 0 | 0 | 0.00% | 34 | | 3 | Y | 6 | | 03/2025 | 90+ Days | | |
| 9536 | BROWNSBURG Exc Award (06/30/2016, 06/30/2017, 06/30/2021, 06/30/2023) | 01/18/1929 | Active | 61 | 0 | 0 | 0.00% | 64 | | 0 | Y | | N | 07/2025 | | \$50.00 | |
| 9539 | CAMDEN Exc Award (06/30/2017) | 10/11/1951 | Active | 13 | 0 | 0 | 0.00% | 13 | | 0 | N | None | | 10/2024 | | | |
| 9540 | CAYUGA Exc Award (06/30/2018) | 07/16/1941 | Active | 19 | 0 | 0 | 0.00% | 19 | | 3 | N | 12 | | 03/2025 | | | |
| 9542 | CLINTON Exc Award (06/30/2023, 06/30/2024) | 02/24/1943 | Active | 93 | 0 | 0 | 0.00% | 95 | | 1 | Y | 2 | R | 07/2025 | | | |
| 9543 | CLOVERDALE Exc Award (06/30/2016) | 03/25/1943 | Active | 18 | 0 | 0 | 0.00% | 18 | | 0 | Y | | IP | 07/2025 | | | |
| 9544 | COLFAX Exc Award (06/30/2016, 06/30/2017, 06/30/2018) | 05/22/1963 | Active | 22 | 0 | 0 | 0.00% | 22 | | 18 | N | None | | 05/2025 | | | |
| 9546 | CRAWFORDSVILLE | 01/21/1932 | Active | 5 | 0 | 0 | 0.00% | 5 | | 2 | Y | 12 | R | 07/2025 | | | |
| 9547 | DELPHI Exc Award (06/30/2018) | 05/25/1950 | Active | 39 | 1 | 0 | 2.63% | 39 | | 0 | Y | | N | 07/2025 | | | |
| 43725 | EARL PARK COMMUNITY Exc Award (06/30/2018) | 04/26/1984 | Active | 17 | 0 | 0 | 0.00% | 17 | | 0 | Y | 5 | R | 06/2025 | | | |
| 9663 | EMINENCE | 02/23/1968 | Active | 12 | 0 | 0 | 0.00% | 12 | | 16 | N | None | | 05/2025 | | | |
| 9549 | FLORA Exc Award (06/30/2016, 06/30/2017, 06/30/2018) | 02/14/1967 | Active | 45 | 0 | 0 | 0.00% | 45 | | 4 | N | None | | 07/2024 | | | |



Club Health Assessment for District 25 C through July 2025

|  | | | Status | Membership | | | | | | Reports | | | | Finance | LCIF | |
|--|--|--------------|-------------------------------------|-------------------------|-------------------|---------------------|---------------------|-------------------------|---------------------------------------|--------------------------------|--------------------------------|---------------------------------|-------------------|--------------------------------------|-----------------|---------------|
| Club Number | Club Name | Charter Date | Times in Status Quo in Past 2 Years | Current Member Count ** | YTD Members Added | YTD Members Dropped | YTD Net Growth% *** | Member Count 1 Year Ago | Dropped Members Avg.Length of Service | Months Since Membership Update | Current Officers Reported **** | Current President Repeated Term | VP Reported ***** | Last Date Reported Service (mm/yyyy) | Account Balance | YTD Donations |
| 9550 | FRANKFORT | 12/14/1937 | Active | 22 | 0 | 1 | -4.35% | 19 | 10 | 0 | Y | 2 | N | 07/2025 | | |
| | Exc Award (06/30/2018) | | | | | | | | | | | | | | | |
| 9668 | GOSPORT | 02/14/1930 | Active | 20 | 0 | 0 | 0.00% | 13 | | 0 | Y | | IP | 09/2024 | | |
| | Exc Award (06/30/2016) | | | | | | | | | | | | | | | |
| 9552 | GREENCASTLE | 10/16/1947 | Active | 13 | 0 | 0 | 0.00% | 19 | | 0 | N | None | | 07/2025 | | |
| | Exc Award (06/30/2016, 06/30/2017) | | | | | | | | | | | | | | | |
| 135358 | Indiana Cyber | 06/25/2018 | Active | 2 | 0 | 1 | -33.33% | 10 | 7 | 0 | N | None | | 07/2024 | | |
| | Exc Award (06/30/2020, 06/30/2021) | | | | | | | | | | | | | | | |
| 46634 | JAMESTOWN COMMUNITY | 11/21/1986 | Active | 14 | 0 | 0 | 0.00% | 12 | | 5 | Y | 8 | | 07/2025 | | |
| | Exc Award (06/30/2016) | | | | | | | | | | | | | | | |
| 9555 | LADOGA | 01/10/1940 | Active | 36 | 0 | 0 | 0.00% | 36 | | 0 | N | None | | 06/2025 | | |
| | Exc Award (06/30/2016) | | | | | | | | | | | | | | | |
| 9556 | LAFAYETTE | 03/27/1920 | Active | 31 | 0 | 0 | 0.00% | 33 | | 1 | Y | | N | 07/2025 | | |
| | Exc Award (06/30/2017, 06/30/2018, 06/30/2019, 06/30/2020, 06/30/2021, 06/30/2023) | | | | | | | | | | | | | | | |
| 9557 | LEBANON | 04/17/1936 | Active | 15 | 0 | 0 | 0.00% | 15 | | 2 | Y | | | 07/2025 | | \$50.00 |
| 9558 | LIZTON | 06/12/1950 | Active | 19 | 0 | 0 | 0.00% | 16 | | 1 | Y | 3 | R | 05/2025 | | |
| | Exc Award (06/30/2017, 06/30/2018, 06/30/2019, 06/30/2020) | | | | | | | | | | | | | | | |
| 9560 | LUCERNE | 05/02/1960 | Active | 9 | 0 | 0 | 0.00% | 9 | | 3 | Y | 5 | | 07/2025 | | |
| | Exc Award (06/30/2020) | | | | | | | | | | | | | | | |
| 58954 | MARTINSVILLE EVENING | 12/27/1996 | Active(1) | 9 | 0 | 0 | 0.00% | 9 | | 25 | N | None | | 02/2025 | | |
| | Exc Award (06/30/2016, 06/30/2018) | | | | | | | | | | | | | | | |
| 9675 | MARTINSVILLE NOON | 10/16/1925 | Active | 46 | 0 | 0 | 0.00% | 45 | | 0 | Y | | N | 06/2025 | | |
| | Exc Award (06/30/2016, 06/30/2017, 06/30/2019) | | | | | | | | | | | | | | | |
| 9561 | MICHIGANTOWN | 06/25/1970 | Active | 16 | 0 | 0 | 0.00% | 16 | | 2 | Y | | R | 04/2025 | | |
| | Exc Award (06/30/2017) | | | | | | | | | | | | | | | |
| 9562 | MONON | 06/21/1946 | Active | 6 | 0 | 0 | 0.00% | 6 | | 43 | N | None | | 10/2024 | | |
| 90264 | MONROVIA | 12/02/2005 | Active | 18 | 0 | 0 | 0.00% | 24 | | 2 | N | 5 | R | 07/2024 | | |
| | Exc Award (06/30/2016) | | | | | | | | | | | | | | | |
| 9679 | MOORESVILLE | 10/09/1925 | Active | 27 | 0 | 0 | 0.00% | 22 | | 1 | N | None | | 04/2025 | | |
| 9680 | MORGANTOWN | 12/09/1926 | Active | 6 | 0 | 0 | 0.00% | 7 | | 2 | Y | 9 | | 05/2025 | | |




Club Health Assessment for District 25 C through July 2025

| | | | Status | Membership | | | | | | Reports | | | | Finance | | LCIF |
|--|----------------------|--------------|-------------------------------------|-------------------------|-------------------|---------------------|---------------------|-------------------------|---------------------------------------|--------------------------------|--------------------------------|---------------------------------|-------------------|--------------------------------------|-----------------|---------------|
| Club Number | Club Name | Charter Date | Times in Status Quo in Past 2 Years | Current Member Count ** | YTD Members Added | YTD Members Dropped | YTD Net Growth% *** | Member Count 1 Year Ago | Dropped Members Avg.Length of Service | Months Since Membership Update | Current Officers Reported **** | Current President Repeated Term | VP Reported ***** | Last Date Reported Service (mm/yyyy) | Account Balance | YTD Donations |
| Exc Award (06/30/2016) | | | Active | 17 | 0 | 8 | -32.00% | 20 | 17 | 0 | Y | 10 | R | 07/2025 | | |
| 46401 | NEW GOSHEN WEST VIGO | 06/27/1986 | | | | | | | | | | | | | | |
| Exc Award (06/30/2018) | | | Active | 32 | 0 | 0 | 0.00% | 39 | | 4 | Y | 2 | N | 08/2024 | | |
| 9563 | NEWPORT | 11/30/1967 | | | | | | | | | | | | | | |
| Exc Award (06/30/2017, 06/30/2018) | | | Active | 18 | 0 | 0 | 0.00% | 17 | | 1 | Y | 11 | R | 03/2025 | | |
| 9565 | OXFORD | 02/11/1970 | | | | | | | | | | | | | | |
| 9691 | PIERSON TOWNSHIP | 02/23/1954 | Active | 11 | 0 | 0 | 0.00% | 11 | | 14 | N | None | | 07/2025 | | |
| 9568 | PLAINFIELD | 04/01/1926 | Active | 15 | 0 | 0 | 0.00% | 23 | | 1 | Y | | IP | 07/2025 | | |
| Exc Award (06/30/2019, 06/30/2023) | | | Active | 13 | 0 | 0 | 0.00% | 18 | | 1 | Y | 2 | R | 07/2025 | | \$25.00 |
| 102569 | POLAND COMMUNITY | 06/21/2008 | | | | | | | | | | | | | | |
| Exc Award (06/30/2016, 06/30/2017, 06/30/2024) | | | Active | 17 | 1 | 0 | 6.25% | 16 | | 0 | Y | | IP | 07/2025 | | |
| 82979 | PRAIRIE CREEK | 06/30/2004 | | | | | | | | | | | | | | |
| Exc Award (06/30/2016, 06/30/2018, 06/30/2020) | | | Active | 52 | 2 | 0 | 4.00% | 58 | | 0 | Y | | N | 07/2025 | | \$250.00 |
| 9695 | RILEY TOWNSHIP L C | 08/29/1968 | | | | | | | | | | | | | | |
| Exc Award (06/30/2017, 06/30/2018, 06/30/2021, 06/30/2024) | | | Active | 39 | 0 | 1 | -2.50% | 42 | 40 | 0 | Y | | N | 09/2024 | | |
| 45282 | ROSSVILLE AREA | 07/29/1985 | | | | | | | | | | | | | | |
| Exc Award (06/30/2016, 06/30/2018) | | | Active | 24 | 2 | 0 | 9.09% | 26 | | 0 | Y | 2 | R | 07/2025 | | |
| 9572 | ROYAL CENTER | 09/03/1942 | | | | | | | | | | | | | | |
| Exc Award (06/30/2016, 06/30/2018) | | | Active | 24 | 0 | 0 | 0.00% | 33 | | 1 | Y | | R | 07/2025 | | |
| 9700 | SPENCER | 10/01/1929 | | | | | | | | | | | | | | |
| Exc Award (06/30/2017, 06/30/2022) | | | Active | 8 | 0 | 0 | 0.00% | 9 | | 2 | N | None | | 07/2025 | | |
| 9575 | TWELVE MILE | 09/26/1951 | | | | | | | | | | | | | | |
| Exc Award (06/30/2017) | | | Active | 10 | 0 | 0 | 0.00% | 10 | | 0 | Y | 4 | | 06/2025 | | |
| 9581 | WEST POINT | 01/22/1953 | | | | | | | | | | | | | | |
| Exc Award (06/30/2018) | | | Active(1) | 6 | 0 | 0 | 0.00% | 6 | | 27 | N | None | | 06/2025 | | |
| 9582 | WHITESTOWN | 11/20/1944 | | | | | | | | | | | | | | |
| 9584 | YOUNG AMERICA | 02/07/1956 | Active | 30 | 1 | 0 | 3.45% | 32 | | 0 | Y | | N | 06/2025 | | |
| Exc Award (06/30/2016, 06/30/2017, 06/30/2022) | | | Active | 192 | 0 | 0 | 0.00% | 188 | | 0 | Y | | N | 07/2025 | | |
| 9585 | ZIONSVILLE | 05/16/1930 | | | | | | | | | | | | | | |



Club Health Assessment for District 25 C through July 2025



| Club Number | Club Name | Charter Date | Status | Membership | | | | | Reports | | | | Finance | LCIF | |
|-------------|--|--------------|-------------------------------------|-------------------------|-------------------|---------------------|---------------------|-------------------------|---------------------------------------|--------------------------------|--------------------------------|---------------------------------|-------------------|--------------------------------------|-----------------|
| | | | Times in Status Quo in Past 2 Years | Current Member Count ** | YTD Members Added | YTD Members Dropped | YTD Net Growth% *** | Member Count 1 Year Ago | Dropped Members Avg.Length of Service | Months Since Membership Update | Current Officers Reported **** | Current President Repeated Term | VP Reported ***** | Last Date Reported Service (mm/yyyy) | Account Balance |
| | Exc Award (06/30/2016, 06/30/2017, 06/30/2018, 06/30/2019, 06/30/2022, 06/30/2023, 06/30/2024) | | | | | | | | | | | | | | |

Clubs Cancelled Previous Fiscal Year – Clubs Cancelled within last 12 months may be reinstated

| Club Number | Club Name | Charter Date | Current Status* | Cancellation Date |
|-------------|-----------|--------------|-----------------|-------------------|
| 9658 | CLAY CITY | 04/29/1947 | Cancelled(6*) | 12/30/2024 |
| 9689 | PARAGON | 09/01/1954 | Cancelled(6*) | 10/29/2024 |

| Current Total Clubs Count | YTD New Clubs Count | YTD Cancelled Clubs Count | YTD Net Club Gain | Current Total Members Count | YTD Add | YTD Drop | YTD Net Growth | YTD Net Growth % | Member Count 12 Months Ago | Average Member Count Per Club | % of Clubs with less than 20 members | % No Officer Report in 12 Months | % of Clubs with balance 90+ days | Number of Clubs in Status Quo | % Status Quo Clubs in Financial Suspension | Number of Cancelled Clubs | Average Cancelled Club Age | Members Lost Due to Cancellation | % of Clubs Cancelled for Non-Financial Reasons |
|---------------------------|---------------------|---------------------------|-------------------|-----------------------------|---------|----------|----------------|------------------|----------------------------|-------------------------------|--------------------------------------|----------------------------------|----------------------------------|-------------------------------|--|---------------------------|----------------------------|----------------------------------|--|
| 49 | 0 | 0 | 0 | 1,241 | 7 | 11 | -4 | -0.32% | 1,284 | 25 | 61% | 16% | 2% | 0 | 0% | 0 | 0 | 0 | 0% |

* - P - Priority Club. Cancellation Reasons: 1-Objectives/conduct, 2-Non-active club, 5-Non-existing club, 6-Disbanding, 7-Merger, 8-Financial Suspension, 9-District/Multiple District Dues.

** Red denotes below 15 active members.

*** Red denotes 20% + loss.

**** Y - all 3 (President, Secretary, Treasurer) club officers reported, N - not all 3 reported.

***** Abbreviation: N-New, IP-Immediate Past, R-Repeat.



Club Health Assessment for District 25 D through July 2025

| | | | Status | Membership | | | | | Reports | | | | | Finance | LCIF | |
|--|---------------|--------------|-------------------------------------|-------------------------|-------------------|---------------------|---------------------|-------------------------|---------------------------------------|--------------------------------|--------------------------------|---------------------------------|-------------------|--------------------------------------|-----------------|---------------|
| Club Number | Club Name | Charter Date | Times in Status Quo in Past 2 Years | Current Member Count ** | YTD Members Added | YTD Members Dropped | YTD Net Growth% *** | Member Count 1 Year Ago | Dropped Members Avg.Length of Service | Months Since Membership Update | Current Officers Reported **** | Current President Repeated Term | VP Reported ***** | Last Date Reported Service (mm/yyyy) | Account Balance | YTD Donations |
| Clubs less than two years old | | | | | | | | | | | | | | | | |
| 155904 | Muncie | 12/03/2023 | Active | 14 | 0 | 0 | 0.00% | 21 | | 1 | Y | 2 | N | 07/2025 | | |
| Clubs more than two years old | | | | | | | | | | | | | | | | |
| 9586 | ALBANY | 09/15/1936 | Active | 36 | 0 | 0 | 0.00% | 36 | | 2 | Y | | N | 07/2025 | | \$350.00 |
| Exc Award (06/30/2019) | | | | | | | | | | | | | | | | |
| 9588 | ANDERSON NOON | 01/12/1922 | Active | 30 | 0 | 0 | 0.00% | 36 | | 1 | Y | | N | 07/2025 | | \$50.00 |
| 9591 | CARMEL | 04/24/1936 | Active | 87 | 0 | 0 | 0.00% | 89 | | 1 | Y | | N | 07/2025 | | \$850.00 |
| Exc Award (06/30/2021, 06/30/2022, 06/30/2023, 06/30/2024) | | | | | | | | | | | | | | | | |
| 9593 | COWAN | 01/19/1957 | Active | 15 | 0 | 0 | 0.00% | 15 | | 11 | Y | 4 | | 07/2025 | | |
| 9595 | DUNKIRK | 01/21/1935 | Active | 12 | 0 | 0 | 0.00% | 13 | | 3 | Y | 11 | | 12/2024 | | |
| 9597 | ELWOOD | 10/21/1935 | Active | 14 | 0 | 0 | 0.00% | 17 | | 1 | Y | 3 | R | 07/2025 | | |
| 9598 | FAIRMOUNT | 12/27/1946 | Active | 19 | 0 | 1 | -5.00% | 20 | 43 | 0 | Y | 10 | | 07/2025 | | |
| 9601 | FOWLERTON | 12/17/1966 | Active | 24 | 0 | 0 | 0.00% | 20 | | 1 | Y | 2 | N | 05/2025 | | |
| 9602 | FRANKTON | 05/19/1958 | Active | 16 | 0 | 3 | -15.79% | 19 | 11 | 0 | N | | | 09/2024 | | |
| 9603 | GASTON | 01/11/1935 | Active | 48 | 0 | 0 | 0.00% | 49 | | 2 | Y | | N | 06/2025 | | |
| 9604 | GREENTOWN | 06/19/1945 | Active | 149 | 3 | 0 | 2.05% | 143 | | 0 | Y | | N | 07/2025 | | \$20.00 |
| Exc Award (06/30/2018, 06/30/2019, 06/30/2022) | | | | | | | | | | | | | | | | |
| 47224 | KOKOMO & AREA | 04/20/1987 | Active | 18 | 0 | 0 | 0.00% | 17 | | 6 | N | None | | 07/2025 | | \$300.00 |
| 9608 | LAPEL | 01/27/1942 | Active | 32 | 0 | 6 | -15.79% | 35 | 8 | 0 | Y | 2 | | 07/2025 | | \$50.00 |
| 9610 | LYNN | 04/17/1945 | Active | 18 | 0 | 0 | 0.00% | 19 | | 9 | Y | 3 | R | 07/2025 | | |
| 9611 | MARION | 09/30/1921 | Active | 13 | 0 | 0 | 0.00% | 14 | | 10 | N | None | | 07/2025 | | |
| 9614 | MATTHEWS | 03/06/1953 | Active | 39 | 0 | 1 | -2.50% | 26 | 4 | 0 | Y | | N | 07/2025 | | |
| 9618 | NOBLESVILLE | 05/06/1942 | Active | 84 | 0 | 0 | 0.00% | 70 | | 0 | Y | | N | 07/2025 | | \$2,415.00 |
| Exc Award (06/30/2021, 06/30/2023, 06/30/2024) | | | | | | | | | | | | | | | | |
| 9621 | PENDLETON | 07/17/1925 | Active | 28 | 0 | 0 | 0.00% | 31 | | 1 | Y | 2 | | 12/2024 | | \$100.00 |
| Exc Award (06/30/2023) | | | | | | | | | | | | | | | | |
| 9623 | PORTLAND | 04/02/1937 | Active | 32 | 0 | 0 | 0.00% | 33 | | 5 | Y | | N | 05/2025 | | \$1,000.00 |



Club Health Assessment for District 25 D through July 2025

| | | | Membership | | | | | | | Reports | | | | Finance | | LCIF | | |
|--|---------------------|---------------------------|-------------------------------------|-----------------------------|-------------------|---------------------|-------------------|----------------------------|---------------------------------------|--------------------------------------|----------------------------------|----------------------------------|-------------------------------|--|---------------------------|----------------------------|----------------------------------|--|
| Club Number | Club Name | Charter Date | Times in Status Quo in Past 2 Years | Current Member Count ** | YTD Members Added | YTD Members Dropped | YTD Net Growth*** | Member Count 1 Year Ago | Dropped Members Avg.Length of Service | Months Since Membership Update | Current Officers Reported **** | Current President Repeated Term | VP Reported ***** | Last Date Reported Service (mm/yyyy) | Account Balance | YTD Donations | | |
| 9624 | REDKEY | 08/04/1941 | Active | 22 | 0 | 0 | 0.00% | 22 | | 15 | Y | 7 | R | 07/2024 | | | | |
| 9627 | RUSSIAVILLE | 12/06/1945 | Active | 46 | 0 | 0 | 0.00% | 45 | | 1 | Y | | N | 07/2025 | | \$1,000.00 | | |
| Exc Award (06/30/2022, 06/30/2023, 06/30/2024) | | | | | | | | | | | | | | | | | | |
| 9628 | SARATOGA | 12/04/1950 | Active | 54 | 0 | 0 | 0.00% | 49 | | 0 | Y | | N | 07/2025 | | \$460.00 | | |
| Exc Award (06/30/2016, 06/30/2018, 06/30/2023, 06/30/2024) | | | | | | | | | | | | | | | | | | |
| 9629 | SELMA | 02/27/1952 | Active | 27 | 1 | 0 | 3.85% | 24 | | 0 | N | | | 07/2025 | | | | |
| 9630 | SHARPSVILLE | 12/18/1945 | Active | 10 | 0 | 0 | 0.00% | 6 | | 1 | Y | | | 07/2025 | | | | |
| 46235 | SHERIDAN | 05/27/1986 | Active | 39 | 0 | 0 | 0.00% | 39 | | 11 | Y | 2 | | 07/2025 | | | | |
| 9633 | SWEETSER | 11/27/1945 | Active | 15 | 0 | 0 | 0.00% | 18 | | 0 | Y | 2 | | 05/2025 | | | | |
| 9635 | TIPTON | 03/30/1949 | Active | 31 | 0 | 0 | 0.00% | 32 | | 3 | Y | 2 | R | 07/2025 | | \$400.00 | | |
| 9637 | UNION CITY | 11/20/1947 | Active | 24 | 0 | 0 | 0.00% | 25 | | 2 | Y | | N | 07/2025 | | | | |
| Exc Award (06/30/2023) | | | | | | | | | | | | | | | | | | |
| 9639 | UPLAND | 03/29/1945 | Active | 15 | 0 | 0 | 0.00% | 16 | | 4 | Y | 2 | N | 07/2025 | | | | |
| 9640 | VAN BUREN | 02/07/1935 | Active | 25 | 0 | 0 | 0.00% | 27 | | 1 | Y | | N | 07/2025 | | | | |
| 9641 | WAYNE FALL L C | 03/01/1966 | Active | 15 | 0 | 0 | 0.00% | 14 | | 1 | Y | | N | 07/2025 | | | | |
| 9642 | WESTFIELD | 10/08/1930 | Active | 73 | 0 | 0 | 0.00% | 67 | | 1 | Y | | N | 11/2024 | | | | |
| Exc Award (06/30/2016, 06/30/2019, 06/30/2020) | | | | | | | | | | | | | | | | | | |
| 9643 | WINCHESTER | 03/15/1937 | Active | 20 | 0 | 0 | 0.00% | 19 | | 0 | Y | | R | 07/2025 | | | | |
| Current Total Clubs Count | YTD New Clubs Count | YTD Cancelled Clubs Count | YTD Net Club Gain | Current Total Members Count | YTD Add | YTD Drop | YTD Net Growth % | Member Count 12 Months Ago | Average Member Count Per Club | % of Clubs with less than 20 members | % No Officer Report in 12 Months | % of Clubs with balance 90+ days | Number of Clubs in Status Quo | % Status Quo Clubs in Financial Suspension | Number of Cancelled Clubs | Average Cancelled Club Age | Members Lost Due to Cancellation | % of Clubs Cancelled for Non-Financial Reasons |
| 34 | 0 | 0 | 0 | 1,144 | 4 | 11 | -7 | -0.61% | 1,126 | 34 | 38% | 3% | 0% | 0 | 0% | 0 | 0 | 0% |

* - P - Priority Club. Cancellation Reasons: 1-Objectives/conduct, 2-Non-active club, 5-Non-existing club, 6-Disbanding, 7-Merger, 8-Financial Suspension, 9-District/Multiple District Dues.
** Red denotes below 15 active members.
*** Red denotes 20% + loss.
**** Y - all 3 (President, Secretary, Treasurer) club officers reported, N - not all 3 reported.
***** Abbreviation: N-New, IP-Immediate Past, R-Repeat.



Club Health Assessment for District 25 E through July 2025

| | | | Status | Membership | | | | | Reports | | | | Finance | LCIF | | |
|-------------------------------|--|--------------|-------------------------------------|-------------------------|-------------------|---------------------|---------------------|-------------------------|---------------------------------------|--------------------------------|--------------------------------|---------------------------------|-------------------|--------------------------------------|-----------------|---------------|
| Club Number | Club Name | Charter Date | Times in Status Quo in Past 2 Years | Current Member Count ** | YTD Members Added | YTD Members Dropped | YTD Net Growth% *** | Member Count 1 Year Ago | Dropped Members Avg.Length of Service | Months Since Membership Update | Current Officers Reported **** | Current President Repeated Term | VP Reported ***** | Last Date Reported Service (mm/yyyy) | Account Balance | YTD Donations |
| Clubs more than two years old | | | | | | | | | | | | | | | | |
| 9647 | BEDFORD | 04/22/1948 | Active | 51 | 3 | 0 | 6.25% | 45 | | 0 | Y | | N | 07/2025 | | |
| | Exc Award (06/30/2019) | | | | | | | | | | | | | | | |
| 9649 | BLOOMFIELD | 03/09/1950 | Active | 6 | 0 | 0 | 0.00% | 4 | | 10 | Y | 2 | | 10/2024 | | |
| 9652 | BOONVILLE | 03/09/1951 | Active | 15 | 0 | 0 | 0.00% | 22 | | 1 | Y | 20 | | 04/2025 | | |
| 9683 | BROWN COUNTY LC | 02/05/1943 | Active | 35 | 0 | 0 | 0.00% | 32 | | 0 | Y | | N | 04/2025 | | |
| 9654 | BROWNSTOWN | 08/24/1927 | Active | 7 | 0 | 0 | 0.00% | 6 | | 2 | Y | 8 | R | 07/2025 | | |
| 111273 | CANTON | 06/09/2011 | Active | 22 | 0 | 0 | 0.00% | 21 | | 1 | Y | | R | 07/2025 | | |
| 82874 | CHANDLER | 06/28/2004 | Active | 35 | 0 | 0 | 0.00% | 25 | | 2 | Y | 2 | R | 07/2025 | | |
| 48859 | CORYDON | 08/18/1988 | Active | 16 | 0 | 0 | 0.00% | 17 | | 1 | Y | | R | 07/2025 | | |
| 33524 | ELBERFELD | 03/21/1977 | Active | 17 | 0 | 0 | 0.00% | 17 | | 11 | Y | | N | 11/2024 | | |
| 77284 | ELIZABETH | 08/25/2003 | Active | 17 | 0 | 0 | 0.00% | 18 | | 5 | Y | | R | 07/2025 | | |
| 9662 | ELLETTSVILLE | 05/08/1947 | Active | 27 | 0 | 0 | 0.00% | 30 | | 0 | Y | | IP | 07/2025 | | \$20.00 |
| | Exc Award (06/30/2020) | | | | | | | | | | | | | | | |
| 9665 | EVANSVILLE EASTSIDE | 08/02/1956 | Active | 19 | 0 | 0 | 0.00% | 20 | | 1 | Y | | N | 06/2025 | | |
| 105942 | FAYETTEVILLE COMMUNITY | 06/23/2009 | Active | 54 | 0 | 0 | 0.00% | 58 | | 1 | Y | | N | 07/2025 | | |
| | Exc Award (06/30/2018) | | | | | | | | | | | | | | | |
| 9666 | FRANCISCO | 04/02/1947 | Active | 11 | 0 | 0 | 0.00% | 13 | | 2 | Y | | | 07/2025 | | |
| 98836 | FREDERICKSBURG | 03/22/2007 | Active | 13 | 0 | 0 | 0.00% | 13 | | 13 | Y | 6 | R | 05/2025 | | |
| 9667 | FRENCH LICK WEST BADEN | 08/23/1950 | Active | 17 | 0 | 0 | 0.00% | 22 | | 2 | Y | 10 | N | 07/2025 | | |
| | Exc Award (06/30/2018, 06/30/2019, 06/30/2023) | | | | | | | | | | | | | | | |
| 107008 | GEORGETOWN | 12/08/2009 | Active | 24 | 0 | 0 | 0.00% | 22 | | 2 | Y | | N | 07/2025 | | |
| 31740 | HARDINSBURG | 02/24/1976 | Active(1) | 3 | 0 | 0 | 0.00% | 5 | | 3 | Y | 8 | | 05/2025 | | |
| 33661 | INDIAN CREEK L C | 04/30/1977 | Active | 21 | 0 | 0 | 0.00% | 17 | | 4 | Y | 2 | R | 03/2025 | | |
| 9669 | IRELAND | 03/17/1959 | Active | 69 | 0 | 0 | 0.00% | 68 | | 1 | Y | | N | 01/2025 | | |
| | Exc Award (06/30/2019) | | | | | | | | | | | | | | | |
| 9671 | JASPER | 10/25/1950 | Active | 29 | 0 | 0 | 0.00% | 31 | | 1 | Y | | N | 07/2025 | | |
| 51607 | LANESVILLE | 05/06/1991 | Active | 22 | 0 | 0 | 0.00% | 22 | | 6 | Y | 2 | N | 05/2025 | | |
| 9674 | LYNNVILLE | 01/24/1952 | Active | 12 | 0 | 0 | 0.00% | 12 | | 19 | Y | 20 | | 05/2025 | | |




Club Health Assessment for District 25 E through July 2025

| | | | Status | Membership | | | | | | Reports | | | | Finance | LCIF | |
|--|--------------------|--------------|-------------------------------------|-------------------------|-------------------|---------------------|---------------------|-------------------------|---------------------------------------|--------------------------------|--------------------------------|---------------------------------|-------------------|--------------------------------------|-----------------|---------------|
| Club Number | Club Name | Charter Date | Times in Status Quo in Past 2 Years | Current Member Count ** | YTD Members Added | YTD Members Dropped | YTD Net Growth% *** | Member Count 1 Year Ago | Dropped Members Avg.Length of Service | Months Since Membership Update | Current Officers Reported **** | Current President Repeated Term | VP Reported ***** | Last Date Reported Service (mm/yyyy) | Account Balance | YTD Donations |
| 101582 | MEDORA COMMUNITY | 03/27/2008 | Active | 18 | 0 | 0 | 0.00% | 19 | | 1 | Y | 2 | | 07/2025 | | |
| 91782 | MITCHELL | 12/07/2005 | Active | 23 | 0 | 0 | 0.00% | 21 | | 2 | Y | | N | 07/2025 | | |
| 9682 | MT OLYMPUS | 04/11/1968 | Active | 29 | 0 | 0 | 0.00% | 28 | | 4 | N | 2 | N | 12/2024 | | |
| 9684 | NEW ALBANY | 02/05/1941 | Active | 69 | 1 | 1 | 0.00% | 64 | 0 | 0 | Y | | N | 07/2025 | | |
| Exc Award (06/30/2018, 06/30/2019, 06/30/2023) | | | | | | | | | | | | | | | | |
| 83139 | NEW MIDDLETOWN | 07/15/2004 | Active | 9 | 1 | 0 | 12.50% | 10 | | 0 | Y | 13 | R | 04/2025 | | |
| 59994 | NEW SALISBURY | 10/14/1997 | Active | 16 | 0 | 0 | 0.00% | 16 | | 14 | Y | | | 07/2025 | | |
| 9685 | OAKLAND CITY | 11/01/1965 | Active | 21 | 0 | 0 | 0.00% | 17 | | 1 | Y | 3 | N | 07/2025 | | |
| 9686 | ODON | 10/04/1929 | Active | 43 | 0 | 0 | 0.00% | 44 | | 6 | Y | | N | 04/2025 | | |
| 49676 | PALMYRA | 06/30/1989 | Active | 14 | 0 | 1 | -6.67% | 16 | 6 | 0 | Y | 4 | R | 04/2025 | | |
| 9676 | PAOLI MERIDIAN L C | 09/27/1954 | Active | 21 | 0 | 0 | 0.00% | 22 | | 2 | Y | | N | 05/2025 | | |
| Exc Award (06/30/2017) | | | | | | | | | | | | | | | | |
| 108647 | PERSHING TOWNSHIP | 06/16/2010 | Active | 7 | 0 | 0 | 0.00% | 7 | | 15 | Y | 15 | R | 07/2025 | | |
| 9709 | PETERSBURG | 03/03/1970 | Active | 17 | 0 | 0 | 0.00% | 11 | | 2 | Y | 2 | N | 07/2025 | | |
| Exc Award (06/30/2016, 06/30/2017, 06/30/2018, 06/30/2020) | | | | | | | | | | | | | | | | |
| 49344 | RAMSEY | 03/29/1989 | Active | 18 | 1 | 0 | 5.88% | 19 | | 0 | Y | 2 | | 07/2025 | | |
| 9696 | SALEM | 02/22/1926 | Active | 21 | 0 | 0 | 0.00% | 21 | | 4 | Y | | | 03/2025 | | \$82.00 |
| 9697 | SANDBORN | 05/17/1955 | Active | 26 | 0 | 0 | 0.00% | 33 | | 1 | Y | 3 | R | 07/2025 | | |
| 9698 | SEYMOUR EVENING | 10/28/1925 | Active | 13 | 0 | 0 | 0.00% | 14 | | 2 | Y | | N | 07/2025 | | |
| 38284 | SEYMOUR NOON | 04/07/1980 | Active | 43 | 1 | 4 | -6.52% | 47 | 10 | 0 | Y | | N | 07/2025 | | |
| Exc Award (06/30/2022) | | | | | | | | | | | | | | | | |
| 9699 | SHOALS | 02/11/1946 | Active | 27 | 0 | 0 | 0.00% | 26 | | 4 | Y | 3 | R | 04/2025 | | |
| 9701 | STINESVILLE | 10/01/1968 | Active | 18 | 0 | 0 | 0.00% | 19 | | 11 | Y | 3 | N | 07/2025 | | |
| 142746 | Sullivan County | 08/28/2020 | Active | 36 | 0 | 0 | 0.00% | 35 | | 0 | Y | | N | 07/2025 | | \$85.00 |
| Exc Award (06/30/2024) | | | | | | | | | | | | | | | | |
| 48257 | TELL CITY | 03/14/1988 | Active | 18 | 0 | 0 | 0.00% | 18 | | 15 | Y | 9 | R | 03/2025 | | |
| 97177 | WHEATLAND | 05/23/2006 | Active | 9 | 0 | 0 | 0.00% | 9 | | 1 | Y | 19 | | 05/2025 | | \$142.25 |
| 86105 | WINSLOW | 04/06/2005 | Active | 20 | 0 | 0 | 0.00% | 19 | | 6 | Y | 10 | R | 05/2025 | | |
| 9710 | WORTHINGTON | 11/28/1947 | Active | 12 | 0 | 0 | 0.00% | 13 | | 7 | Y | 2 | N | 07/2025 | | |



Club Health Assessment for District 25 E through July 2025



| | | | Status | | Membership | | | | | Reports | | | | Finance | | LCIF |
|-------------|-----------|--------------|-------------------------------------|-------------------------|-------------------|---------------------|-------------------|-------------------------|---------------------------------------|--------------------------------|--------------------------------|---------------------------------|-------------------|--------------------------------------|-----------------|---------------|
| Club Number | Club Name | Charter Date | Times in Status Quo in Past 2 Years | Current Member Count ** | YTD Members Added | YTD Members Dropped | YTD Net Growth*** | Member Count 1 Year Ago | Dropped Members Avg.Length of Service | Months Since Membership Update | Current Officers Reported **** | Current President Repeated Term | VP Reported ***** | Last Date Reported Service (mm/yyyy) | Account Balance | YTD Donations |

Clubs Cancelled Previous Fiscal Year – Clubs Cancelled within last 12 months may be reinstated

| Club Number | Club Name | Charter Date | Current Status* | Cancellation Date |
|-------------|-----------------|--------------|-----------------|-------------------|
| 63115 | BEDFORD NOON | 05/01/2000 | Cancelled(6*) | 06/29/2025 |
| 9650 | BLOOMINGTON INC | 09/29/1928 | Cancelled(6*) | 08/29/2024 |
| 9681 | MOUNT VERNON | 05/07/1952 | Cancelled(6*) | 06/29/2025 |

| Current Total Clubs Count | YTD New Clubs Count | YTD Cancelled Clubs Count | YTD Net Club Gain | Current Total Members Count | YTD Add | YTD Drop | YTD Net Growth | YTD Net Growth % | Member Count 12 Months Ago | Average Member Count Per Club | % of Clubs with less than 20 members | % No Officer Report in 12 Months | % of Clubs with balance 90+ days | Number of Clubs in Status Quo | % Status Quo Clubs in Financial Suspension | Number of Cancelled Clubs | Average Cancelled Club Age | Members Lost Due to Cancellation | % of Clubs Cancelled for Non-Financial Reasons |
|---------------------------|---------------------|---------------------------|-------------------|-----------------------------|---------|----------|----------------|------------------|----------------------------|-------------------------------|--------------------------------------|----------------------------------|----------------------------------|-------------------------------|--|---------------------------|----------------------------|----------------------------------|--|
| 47 | 0 | 0 | 0 | 1,090 | 7 | 6 | 1 | 0.09% | 1,088 | 23 | 51% | 0% | 0% | 0 | 0% | 0 | 0 | 0 | 0% |

* - P - Priority Club. Cancellation Reasons: 1-Objectives/conduct, 2-Non-active club, 5-Non-existing club, 6-Disbanding, 7-Merger, 8-Financial Suspension, 9-District/Multiple District Dues.
** Red denotes below 15 active members.
*** Red denotes 20% + loss.
**** Y - all 3 (President, Secretary, Treasurer) club officers reported, N - not all 3 reported.
***** Abbreviation: N-New, IP-Immediate Past, R-Repeat.




Club Health Assessment for District 25 F through July 2025

| | | | Status | | Membership | | | | | Reports | | | | Finance | | LCIF |
|-------------------------------|--|--------------|-------------------------------------|-------------------------|-------------------|---------------------|---------------------|-------------------------|---------------------------------------|--------------------------------|--------------------------------|---------------------------------|-------------------|--------------------------------------|-----------------|---------------|
| Club Number | Club Name | Charter Date | Times in Status Quo in Past 2 Years | Current Member Count ** | YTD Members Added | YTD Members Dropped | YTD Net Growth% *** | Member Count 1 Year Ago | Dropped Members Avg.Length of Service | Months Since Membership Update | Current Officers Reported **** | Current President Repeated Term | VP Reported ***** | Last Date Reported Service (mm/yyyy) | Account Balance | YTD Donations |
| Clubs more than two years old | | | | | | | | | | | | | | | | |
| 9712 | AURORA | 12/26/1947 | Active | 48 | 0 | 0 | 0.00% | 47 | | 0 | Y | | R | 07/2025 | | |
| | Exc Award (06/30/2017) | | | | | | | | | | | | | | | |
| 9713 | AUSTIN | 04/17/1939 | Active | 12 | 0 | 0 | 0.00% | 12 | | 0 | Y | 5 | | 05/2025 | | |
| 9714 | BATESVILLE | 12/14/1942 | Active | 15 | 0 | 0 | 0.00% | 15 | | 0 | Y | | R | 04/2025 | | |
| 9715 | BEECH GROVE | 11/05/1937 | Active | 23 | 0 | 0 | 0.00% | 25 | | 1 | Y | | IP | 07/2025 | | \$1,300.00 |
| | Exc Award (06/30/2019, 06/30/2021, 06/30/2022, 06/30/2023, 06/30/2024) | | | | | | | | | | | | | | | |
| 9716 | BEN DAVIS | 05/10/1951 | Active | 21 | 0 | 0 | 0.00% | 21 | | 4 | Y | 2 | R | 07/2025 | | |
| | Exc Award (06/30/2017) | | | | | | | | | | | | | | | |
| 9718 | BLUE RIVER L C | 02/11/1970 | Active | 20 | 0 | 2 | -9.09% | 23 | 15 | 0 | Y | | N | 06/2025 | | |
| 9719 | BORDEN | 02/02/1939 | Active | 20 | 0 | 0 | 0.00% | 22 | | 3 | Y | 5 | | 05/2025 | | |
| 34827 | BRIGHT | 12/29/1977 | Active | 72 | 1 | 0 | 1.41% | 72 | | 0 | Y | 4 | R | 07/2025 | | |
| | Exc Award (06/30/2017) | | | | | | | | | | | | | | | |
| 9721 | CARTHAGE | 06/29/1942 | Active | 22 | 0 | 0 | 0.00% | 25 | | 1 | Y | 3 | | 11/2024 | | |
| 9722 | CENTERVILLE | 07/20/1944 | Active | 22 | 0 | 0 | 0.00% | 21 | | 3 | Y | | N | 12/2024 | | |
| | Exc Award (06/30/2023) | | | | | | | | | | | | | | | |
| 9723 | CHARLESTOWN | 02/22/1934 | Active | 19 | 0 | 0 | 0.00% | 19 | | 1 | Y | 5 | | 05/2025 | | |
| 9724 | CHARLOTTESVILLE | 10/25/1955 | Active | 20 | 0 | 1 | -4.76% | 25 | 22 | 0 | Y | 3 | | 04/2025 | | |
| 9726 | CLERMONT | 02/26/1945 | Active | 64 | 6 | 2 | 6.67% | 44 | 0 | 0 | Y | 2 | N | 07/2025 | | \$310.00 |
| | Exc Award (06/30/2016, 06/30/2019, 06/30/2023) | | | | | | | | | | | | | | | |
| 9728 | CONNERSVILLE | 03/20/1923 | Active | 45 | 1 | 1 | 0.00% | 37 | 0 | 0 | Y | 8 | R | 06/2025 | | |
| 9730 | DECATUR CENTRAL | 03/06/1945 | Active | 23 | 0 | 0 | 0.00% | 27 | | 2 | Y | | N | 10/2024 | | |
| | Exc Award (06/30/2016, 06/30/2023) | | | | | | | | | | | | | | | |
| 9731 | ECONOMY | 04/20/1959 | Active | 21 | 0 | 0 | 0.00% | 23 | | 4 | Y | 2 | | 04/2025 | | |
| 9732 | EDINBURGH | 01/14/1943 | Active | 26 | 0 | 1 | -3.70% | 19 | 24 | 0 | Y | 6 | N | 04/2025 | 90+ Days | |
| 47291 | FAIRLAND TRITON COMMUNITY | 04/30/1987 | Active | 12 | 0 | 0 | 0.00% | 11 | | 2 | Y | 9 | | 07/2025 | | |
| 9736 | FOUNTAIN CITY | 10/30/1947 | Active | 3 | 0 | 0 | 0.00% | 3 | | 11 | Y | 4 | | 05/2025 | | |
| | Exc Award (06/30/2017) | | | | | | | | | | | | | | | |
| 9737 | FRANKLIN | 02/20/1945 | Active | 22 | 0 | 0 | 0.00% | 22 | | 1 | Y | | | 07/2025 | | |




Club Health Assessment for District 25 F through July 2025

|  | | | Status | Membership | | | | | Reports | | | | | Finance | | LCIF |
|--|--------------------------------|--------------|-------------------------------------|-------------------------|-------------------|---------------------|---------------------|-------------------------|---------------------------------------|--------------------------------|--------------------------------|---------------------------------|-------------------|--------------------------------------|-----------------|---------------|
| Club Number | Club Name | Charter Date | Times in Status Quo in Past 2 Years | Current Member Count ** | YTD Members Added | YTD Members Dropped | YTD Net Growth% *** | Member Count 1 Year Ago | Dropped Members Avg.Length of Service | Months Since Membership Update | Current Officers Reported **** | Current President Repeated Term | VP Reported ***** | Last Date Reported Service (mm/yyyy) | Account Balance | YTD Donations |
| Exc Award (06/30/2017, 06/30/2019) | | | | | | | | | | | | | | | | |
| 9738 | GREENFIELD | 03/17/1936 | Active | 9 | 0 | 0 | 0.00% | 10 | | 2 | Y | | N | 06/2025 | | \$1,500.00 |
| 9739 | GREENSBURG | 11/05/1948 | Active | 11 | 0 | 0 | 0.00% | 19 | | 1 | Y | 4 | | 04/2025 | | |
| 9742 | HOPE | 09/20/1930 | Active | 6 | 0 | 0 | 0.00% | 8 | | 2 | Y | 24 | | 04/2025 | | |
| 35166 | INDIANAPOLIS CENTER TWP | 03/17/1978 | Active | 23 | 0 | 0 | 0.00% | 25 | | 1 | Y | | N | 07/2025 | | |
| Exc Award (06/30/2022) | | | | | | | | | | | | | | | | |
| 9744 | INDIANAPOLIS CHAPEL HILL | 12/16/1970 | Active | 17 | 0 | 0 | 0.00% | 17 | | 1 | Y | 6 | N | 07/2025 | | |
| 9743 | INDIANAPOLIS DOWNTOWN | 02/02/1921 | Active | 10 | 0 | 0 | 0.00% | 10 | | 1 | Y | 5 | R | 07/2025 | | |
| 9745 | INDIANAPOLIS FRANKLIN TOWNSHIP | 06/15/1971 | Active | 9 | 0 | 0 | 0.00% | 9 | | 1 | Y | | | 12/2024 | | |
| 9768 | INDIANAPOLIS WASHINGTON TWNSHP | 04/23/1959 | Active | 18 | 0 | 0 | 0.00% | 19 | | 1 | Y | 3 | | 10/2024 | | |
| Exc Award (06/30/2016) | | | | | | | | | | | | | | | | |
| 9752 | LAWRENCE | 05/29/1944 | Active | 4 | 0 | 0 | 0.00% | 7 | | 1 | Y | 3 | | 05/2025 | | |
| 9753 | LAWRENCEBURG | 04/23/1946 | Active | 41 | 0 | 0 | 0.00% | 39 | | 1 | Y | 6 | | 09/2024 | | |
| 9755 | LIBERTY | 11/19/1947 | Active | 26 | 0 | 0 | 0.00% | 29 | | 1 | Y | | N | 06/2025 | | |
| Exc Award (06/30/2018) | | | | | | | | | | | | | | | | |
| 9757 | MANILLA | 01/11/1949 | Active(1) | 15 | 0 | 0 | 0.00% | 13 | | 1 | Y | | N | 05/2025 | | |
| 88943 | METAMORA | 07/11/2005 | Active | 3 | 0 | 0 | 0.00% | 3 | | 6 | Y | 18 | | 05/2025 | | |
| 9759 | MIDDLETOWN | 01/27/1949 | Active | 37 | 4 | 1 | 8.82% | 38 | 61 | 0 | Y | | N | 07/2025 | | \$400.00 |
| 9760 | MILAN | 04/07/1960 | Active | 52 | 0 | 1 | -1.89% | 52 | 57 | 0 | Y | | N | 07/2025 | | |
| Exc Award (06/30/2016, 06/30/2017, 06/30/2022, 06/30/2023, 06/30/2024) | | | | | | | | | | | | | | | | |
| 9762 | MORRISTOWN | 11/14/1944 | Active(1) | 7 | 0 | 0 | 0.00% | 10 | | 1 | Y | 6 | | 05/2025 | | |
| 9758 | NETTLE CREEK | 12/28/1944 | Active | 7 | 0 | 0 | 0.00% | 7 | | 1 | Y | 6 | | 05/2025 | | |
| 9765 | NEW PALESTINE | 06/22/1943 | Active | 22 | 2 | 0 | 10.00% | 22 | | 0 | Y | 2 | R | 07/2025 | | |
| Exc Award (06/30/2017) | | | | | | | | | | | | | | | | |
| 9766 | NEW SALEM | 10/31/1950 | Active | 30 | 0 | 0 | 0.00% | 34 | | 3 | Y | 5 | | 05/2025 | | \$2,000.00 |
| Exc Award (06/30/2017) | | | | | | | | | | | | | | | | |
| 9771 | OSGOOD | 04/27/1965 | Active | 46 | 1 | 0 | 2.22% | 39 | | 0 | Y | 2 | N | 10/2024 | | |
| Exc Award (06/30/2021) | | | | | | | | | | | | | | | | |
| 9770 | PIKE TOWNSHIP | 01/31/1956 | Active | 25 | 0 | 0 | 0.00% | 24 | | 0 | Y | | | 07/2025 | | \$28.00 |



Club Health Assessment for District 25 F through July 2025

|  | | | Status | Membership | | | | | Reports | | | | Finance | | LCIF | |
|--|--|--------------|-------------------------------------|-------------------------|-------------------|---------------------|-------------------|-------------------------|---------------------------------------|--------------------------------|--------------------------------|---------------------------------|-------------------|--------------------------------------|-----------------|---------------|
| Club Number | Club Name | Charter Date | Times in Status Quo in Past 2 Years | Current Member Count ** | YTD Members Added | YTD Members Dropped | YTD Net Growth*** | Member Count 1 Year Ago | Dropped Members Avg.Length of Service | Months Since Membership Update | Current Officers Reported **** | Current President Repeated Term | VP Reported ***** | Last Date Reported Service (mm/yyyy) | Account Balance | YTD Donations |
| 9772 | RICHMOND NOON | 10/05/1924 | Active | 21 | 0 | 0 | 0.00% | 22 | | 0 | Y | | N | 07/2025 | | |
| | Exc Award (06/30/2019) | | | | | | | | | | | | | | | |
| 9774 | RISING SUN | 06/03/1946 | Active | 18 | 0 | 0 | 0.00% | 18 | | 3 | Y | 3 | R | 03/2025 | | |
| 9776 | SCOTTSBURG | 12/02/1925 | Active | 21 | 0 | 0 | 0.00% | 22 | | 0 | Y | | | 05/2025 | | |
| 9778 | SHELBYVILLE | 09/16/1929 | Active | 26 | 0 | 0 | 0.00% | 28 | | 1 | Y | 4 | | 10/2024 | | |
| | Exc Award (06/30/2018) | | | | | | | | | | | | | | | |
| 9780 | SOUTHPORT | 12/20/1944 | Active | 21 | 0 | 0 | 0.00% | 29 | | 1 | Y | | R | 07/2025 | | \$100.00 |
| | Exc Award (06/30/2016) | | | | | | | | | | | | | | | |
| 9781 | SPEEDWAY | 11/27/1939 | Active | 63 | 0 | 2 | -3.08% | 64 | 22 | 0 | Y | 2 | N | 07/2025 | | \$500.00 |
| | Exc Award (06/30/2023) | | | | | | | | | | | | | | | |
| 9783 | SULPHUR SPRINGS | 02/13/1964 | Active | 18 | 0 | 0 | 0.00% | 20 | | 1 | Y | 2 | R | 12/2024 | | |
| 9785 | VERSAILLES | 02/24/1942 | Active | 37 | 2 | 0 | 5.71% | 35 | | 0 | Y | | N | 07/2025 | | |
| 46013 | VEVAY SWITZERLAND CO | 04/11/1986 | Active(1) | 19 | 0 | 0 | 0.00% | 19 | | 3 | Y | | N | 05/2025 | | |
| 9786 | WILLIAMSBURG | 11/27/1956 | Active | 11 | 0 | 0 | 0.00% | 18 | | 2 | Y | 2 | R | 07/2025 | | \$10.00 |
| | Exc Award (06/30/2018, 06/30/2023, 06/30/2024) | | | | | | | | | | | | | | | |

Clubs Cancelled Previous Fiscal Year – Clubs Cancelled within last 12 months may be reinstated

| Club Number | Club Name | Charter Date | Current Status* | Cancellation Date |
|-------------|-----------|--------------|-----------------|-------------------|
| 9733 | EVERTON | 04/24/1956 | Cancelled(6*) | 06/29/2025 |
| 9756 | MADISON | 11/17/1949 | Cancelled(6*) | 06/29/2025 |

| Current Total Clubs Count | YTD New Clubs Count | YTD Cancelled Clubs Count | YTD Net Club Gain | Current Total Members Count | YTD Add | YTD Drop | YTD Net Growth | YTD Net Growth % | Member Count 12 Months Ago | Average Member Count Per Club | % of Clubs with less than 20 members | % No Officer Report in 12 Months | % of Clubs with balance 90+ days | Number of Clubs in Status Quo | % Status Quo Clubs in Financial Suspension | Number of Cancelled Clubs | Average Cancelled Club Age | Members Lost Due to Cancellation | % of Clubs Cancelled for Non-Financial Reasons |
|---------------------------|---------------------|---------------------------|-------------------|-----------------------------|---------|----------|----------------|------------------|----------------------------|-------------------------------|--------------------------------------|----------------------------------|----------------------------------|-------------------------------|--|---------------------------|----------------------------|----------------------------------|--|
| 51 | 0 | 0 | 0 | 1,203 | 17 | 11 | 6 | 0.50% | 1,222 | 24 | 41% | 0% | 2% | 0 | 0% | 0 | 0 | 0 | 0% |

* - P - Priority Club. Cancellation Reasons: 1-Objectives/conduct, 2-Non-active club, 5-Non-existing club, 6-Disbanding, 7-Merger, 8-Financial Suspension, 9-District/Multiple District Dues.
** Red denotes below 15 active members.
*** Red denotes 20% + loss.
**** Y - all 3 (President, Secretary, Treasurer) club officers reported, N - not all 3 reported.
***** Abbreviation: N-New, IP-Immediate Past, R-Repeat.



Club Health Assessment for District 25 G through July 2025

| | | | Status | Membership | | | | | Reports | | | | | Finance | | LCIF |
|-------------------------------|--|--------------|-------------------------------------|-------------------------|-------------------|---------------------|-------------------|-------------------------|---------------------------------------|--------------------------------|--------------------------------|---------------------------------|-------------------|--------------------------------------|-----------------|---------------|
| Club Number | Club Name | Charter Date | Times in Status Quo in Past 2 Years | Current Member Count ** | YTD Members Added | YTD Members Dropped | YTD Net Growth*** | Member Count 1 Year Ago | Dropped Members Avg.Length of Service | Months Since Membership Update | Current Officers Reported **** | Current President Repeated Term | VP Reported ***** | Last Date Reported Service (mm/yyyy) | Account Balance | YTD Donations |
| Clubs more than two years old | | | | | | | | | | | | | | | | |
| 9787 | AKRON Exc Award (06/30/2022) | 06/19/1947 | Active | 44 | 0 | 0 | 0.00% | 35 | | 1 | Y | 2 | N | 07/2025 | | \$20.00 |
| 9789 | ARGOS Exc Award (06/30/2022) | 02/01/1937 | Active | 24 | 0 | 0 | 0.00% | 22 | | 10 | Y | 4 | R | 04/2025 | | |
| 9790 | ATWOOD Exc Award (06/30/2018) | 10/06/1954 | Active | 18 | 0 | 0 | 0.00% | 25 | | 1 | Y | 5 | N | 07/2025 | | |
| 9791 | BAUGO TOWNSHIP Exc Award (06/30/2016, 06/30/2021) | 10/09/1958 | Active | 48 | 0 | 0 | 0.00% | 49 | | 0 | Y | | N | 07/2025 | | |
| 9792 | BOURBON | 06/25/1931 | Active | 9 | 0 | 0 | 0.00% | 9 | | 1 | Y | | N | 09/2024 | | |
| 9798 | CLAY GRANGER | 02/23/1950 | Active | 10 | 0 | 0 | 0.00% | 11 | | 5 | Y | 4 | R | 04/2025 | | |
| 9797 | CLAYPOOL | 11/16/1936 | Active | 13 | 0 | 0 | 0.00% | 14 | | 2 | Y | 6 | | 06/2025 | | |
| 9799 | CONVERSE | 05/03/1929 | Active | 5 | 0 | 0 | 0.00% | 5 | | 15 | N | None | | 04/2025 | | |
| 9800 | CULVER Exc Award (06/30/2019) | 04/15/1943 | Active | 63 | 3 | 0 | 5.00% | 62 | | 0 | Y | 2 | R | 07/2025 | | |
| 47295 | DENVER COMMUNITY Exc Award (06/30/2016) | 05/06/1987 | Active | 24 | 0 | 0 | 0.00% | 24 | | 19 | N | 8 | | 06/2025 | | |
| 9801 | DUNLAP Exc Award (06/30/2016, 06/30/2017, 06/30/2018, 06/30/2020, 06/30/2024) | 10/19/1955 | Active | 55 | 2 | 6 | -6.78% | 58 | 5 | 0 | Y | | N | 07/2025 | | \$1,025.00 |
| 9802 | ELKHART | 12/20/1923 | Active | 41 | 0 | 0 | 0.00% | 47 | | 0 | Y | 3 | N | 06/2025 | | |
| 9804 | ETNA GREEN | 07/05/1946 | Active | 9 | 0 | 0 | 0.00% | 13 | | 1 | Y | 2 | R | 06/2025 | | |
| 61814 | FULTON LIBERTY | 04/23/1999 | Active | 18 | 0 | 0 | 0.00% | 20 | | 2 | Y | 3 | R | 05/2025 | | |
| 9809 | GRASSCREEK Exc Award (06/30/2016, 06/30/2017, 06/30/2024) | 04/11/1973 | Active | 33 | 0 | 0 | 0.00% | 33 | | 13 | Y | | N | 12/2024 | | |
| 9810 | GREENE TOWNSHIP L C Exc Award (06/30/2017) | 01/29/1970 | Active | 30 | 0 | 0 | 0.00% | 32 | | 1 | Y | 2 | R | 07/2025 | | |
| 9811 | LA FONTAINE Exc Award (06/30/2016, 06/30/2017, 06/30/2023, 06/30/2024) | 11/17/1939 | Active | 20 | 0 | 0 | 0.00% | 20 | | 1 | Y | | N | 07/2025 | | |
| 9849 | LAKE CITY | 12/27/1954 | Active | 16 | 0 | 0 | 0.00% | 14 | | 3 | Y | 5 | N | 04/2025 | | |



Club Health Assessment for District 25 G through July 2025

| | | | Status | Membership | | | | | Reports | | | | | Finance | | LCIF |
|-------------|--|--------------|-------------------------------------|-------------------------|-------------------|---------------------|---------------------|-------------------------|---------------------------------------|--------------------------------|--------------------------------|---------------------------------|-------------------|--------------------------------------|-----------------|---------------|
| Club Number | Club Name | Charter Date | Times in Status Quo in Past 2 Years | Current Member Count ** | YTD Members Added | YTD Members Dropped | YTD Net Growth% *** | Member Count 1 Year Ago | Dropped Members Avg.Length of Service | Months Since Membership Update | Current Officers Reported **** | Current President Repeated Term | VP Reported ***** | Last Date Reported Service (mm/yyyy) | Account Balance | YTD Donations |
| 9813 | LAKETON | 05/11/1951 | Active | 12 | 0 | 0 | 0.00% | 13 | | 0 | Y | | R | 05/2025 | | |
| | Exc Award (06/30/2016, 06/30/2022, 06/30/2023) | | | | | | | | | | | | | | | |
| 9814 | LAKEVILLE | 06/28/1943 | Active | 67 | 0 | 0 | 0.00% | 67 | | 1 | Y | | | 07/2025 | | |
| | Exc Award (06/30/2018, 06/30/2022, 06/30/2024) | | | | | | | | | | | | | | | |
| 9815 | LAPAZ | 06/30/1943 | Active | 31 | 0 | 0 | 0.00% | 32 | | 2 | Y | 21 | | 09/2024 | | |
| | Exc Award (06/30/2023) | | | | | | | | | | | | | | | |
| 9816 | LEESBURG | 09/04/1944 | Active | 38 | 0 | 0 | 0.00% | 41 | | 1 | Y | | N | 07/2025 | | |
| | Exc Award (06/30/2016, 06/30/2017, 06/30/2023) | | | | | | | | | | | | | | | |
| 9817 | LYDICK | 03/03/1958 | Active | 33 | 0 | 0 | 0.00% | 28 | | 3 | Y | 9 | | 07/2025 | | |
| | Exc Award (06/30/2022, 06/30/2024) | | | | | | | | | | | | | | | |
| 9818 | MADISON TOWNSHIP | 04/08/1958 | Active | 31 | 0 | 0 | 0.00% | 30 | | 1 | Y | 8 | | 06/2025 | | |
| | Exc Award (06/30/2016) | | | | | | | | | | | | | | | |
| 9819 | MENTONE | 03/31/1933 | Active(1) | 6 | 0 | 0 | 0.00% | 7 | | 8 | Y | 6 | N | 04/2025 | | |
| 45877 | MEXICO | 03/03/1986 | Active | 21 | 0 | 0 | 0.00% | 23 | | 1 | Y | 4 | R | 04/2025 | | |
| 128773 | Middlebury | 08/31/2016 | Active | 16 | 0 | 0 | 0.00% | 16 | | 1 | Y | | N | 07/2025 | | |
| 9820 | MILFORD | 06/20/1944 | Active | 41 | 0 | 0 | 0.00% | 33 | | 1 | Y | | | 07/2025 | | |
| | Exc Award (06/30/2018) | | | | | | | | | | | | | | | |
| 9821 | MILLERSBURG | 07/20/1945 | Active | 17 | 0 | 0 | 0.00% | 18 | | 8 | N | None | | 04/2025 | | |
| 9822 | MISHAWAKA | 07/12/1923 | Active | 47 | 0 | 0 | 0.00% | 49 | | 1 | Y | | | 07/2025 | | \$150.00 |
| | Exc Award (06/30/2017, 06/30/2018) | | | | | | | | | | | | | | | |
| 9824 | NEW CARLISLE | 05/19/1939 | Active | 12 | 0 | 0 | 0.00% | 18 | | 0 | N | | N | 03/2025 | | |
| 9825 | NEW PARIS | 11/22/1954 | Active | 39 | 0 | 1 | -2.50% | 37 | 71 | 0 | Y | | N | 06/2025 | | |
| | Exc Award (06/30/2016) | | | | | | | | | | | | | | | |
| 75986 | NORTH MANCHESTER | 06/20/2003 | Active | 16 | 0 | 0 | 0.00% | 16 | | 13 | Y | 15 | | 06/2025 | | |
| 9828 | NORTH WEBSTER | 06/28/1945 | Active | 22 | 4 | 2 | 10.00% | 22 | 15 | 0 | Y | 10 | | 05/2025 | | |
| 9832 | PERU | 10/21/1938 | Active | 32 | 0 | 0 | 0.00% | 24 | | 2 | Y | 2 | R | 07/2025 | | |
| | Exc Award (06/30/2024) | | | | | | | | | | | | | | | |
| 9834 | PLYMOUTH | 07/12/1950 | Active | 20 | 0 | 0 | 0.00% | 24 | | 5 | N | None | | 04/2025 | | |
| | Exc Award (06/30/2016) | | | | | | | | | | | | | | | |
| 29789 | RICHVALLEY | 09/10/1974 | Active | 25 | 0 | 0 | 0.00% | 26 | | 1 | Y | 4 | N | 06/2025 | | |



Club Health Assessment for District 25 G through July 2025

| | | | Status | | Membership | | | | | | Reports | | | | Finance | | LCIF | |
|---------------------------|------------------------------------|---------------------------|-------------------------------------|-----------------------------|-------------------|---------------------|---------------------|----------------------------|---------------------------------------|--------------------------------------|----------------------------------|----------------------------------|-------------------------------|--|---------------------------|----------------------------|----------------------------------|--|
| Club Number | Club Name | Charter Date | Times in Status Quo in Past 2 Years | Current Member Count ** | YTD Members Added | YTD Members Dropped | YTD Net Growth% *** | Member Count 1 Year Ago | Dropped Members Avg.Length of Service | Months Since Membership Update | Current Officers Reported **** | Current President Repeated Term | VP Reported ***** | Last Date Reported Service (mm/yyyy) | Account Balance | YTD Donations | | |
| 57422 | ROANN COVERED BRIDGE | 10/11/1995 | Active | 25 | 0 | 0 | 0.00% | 26 | | 2 | N | None | | 02/2025 | | | | |
| | Exc Award (06/30/2016, 06/30/2022) | | | | | | | | | | | | | | | | | |
| 9836 | ROCHESTER | 01/27/1943 | Active | 27 | 0 | 0 | 0.00% | 29 | | 1 | Y | | N | 07/2025 | | | | |
| | Exc Award (06/30/2022) | | | | | | | | | | | | | | | | | |
| 9838 | SILVER LAKE | 01/25/1937 | Active | 20 | 0 | 0 | 0.00% | 19 | | 3 | N | None | | 06/2025 | | | | |
| | Exc Award (06/30/2016) | | | | | | | | | | | | | | | | | |
| 62096 | SOMERSET | 06/14/1999 | Active | 14 | 0 | 0 | 0.00% | 14 | | 2 | N | None | | 09/2024 | | | | |
| | Exc Award (06/30/2016) | | | | | | | | | | | | | | | | | |
| 9841 | SYRACUSE | 05/03/1950 | Active | 0 | 0 | 0 | 0.00% | 19 | | 0 | N | None | | 08/2024 | | | | |
| | Exc Award (06/30/2017, 06/30/2021) | | | | | | | | | | | | | | | | | |
| 9843 | URBANA | 04/15/1952 | Active | 6 | 0 | 0 | 0.00% | 6 | | 12 | N | None | | 05/2025 | | | | |
| | Exc Award (06/30/2016) | | | | | | | | | | | | | | | | | |
| 9845 | WAKARUSA | 01/30/1931 | Active(1) | 21 | 3 | 1 | 10.53% | 19 | 3 | 0 | N | None | | 04/2025 | | | | |
| | | | | | | | | | | | | | | | | | | |
| Current Total Clubs Count | YTD New Clubs Count | YTD Cancelled Clubs Count | YTD Net Club Gain | Current Total Members Count | YTD Add | YTD Drop | YTD Net Growth % | Member Count 12 Months Ago | Average Member Count Per Club | % of Clubs with less than 20 members | % No Officer Report in 12 Months | % of Clubs with balance 90+ days | Number of Clubs in Status Quo | % Status Quo Clubs in Financial Suspension | Number of Cancelled Clubs | Average Cancelled Club Age | Members Lost Due to Cancellation | % of Clubs Cancelled for Non-Financial Reasons |
| 44 | 0 | 0 | 0 | 1,119 | 12 | 10 | 2 | 0.18% | 1,149 | 25 | 39% | 9% | 0% | 0 | 0% | 0 | 0 | 0 |

* - P - Priority Club. Cancellation Reasons: 1-Objectives/conduct, 2-Non-active club, 5-Non-existing club, 6-Disbanding, 7-Merger, 8-Financial Suspension, 9-District/Multiple District Dues.

** Red denotes below 15 active members.

*** Red denotes 20% + loss.

**** Y - all 3 (President, Secretary, Treasurer) club officers reported, N - not all 3 reported.

***** Abbreviation: N-New, IP-Immediate Past, R-Repeat.




Club Health Assessment for District 43 K through July 2025

| | | | Status | Membership | | | | | Reports | | | | Finance | LCIF | | |
|------------------------------------|------------------------------|--------------|-------------------------------------|-------------------------|-------------------|---------------------|---------------------|-------------------------|---------------------------------------|--------------------------------|--------------------------------|---------------------------------|-------------------|--------------------------------------|-----------------|---------------|
| Club Number | Club Name | Charter Date | Times in Status Quo in Past 2 Years | Current Member Count ** | YTD Members Added | YTD Members Dropped | YTD Net Growth% *** | Member Count 1 Year Ago | Dropped Members Avg.Length of Service | Months Since Membership Update | Current Officers Reported **** | Current President Repeated Term | VP Reported ***** | Last Date Reported Service (mm/yyyy) | Account Balance | YTD Donations |
| Clubs less than two years old | | | | | | | | | | | | | | | | |
| 179636 | Ballard County | 12/09/2024 | Active | 28 | 0 | 0 | 0.00% | 0 | | 0 | Y | | N | 06/2025 | | |
| 178982 | Campbellsville-Taylor County | 10/18/2024 | Active | 17 | 0 | 0 | 0.00% | 0 | | 1 | Y | 2 | N | 06/2025 | | |
| 156293 | Hopkins County Pactus | 11/13/2023 | Active | 55 | 0 | 0 | 0.00% | 43 | | 0 | Y | | N | 04/2025 | | |
| 187011 | Murray Racers | 07/14/2025 | Newly Chartered | 25 | 25 | 0 | 100.00% | 0 | | 0 | Y | | | | | |
| 182713 | Princeton | 06/11/2025 | Newly Chartered | 25 | 0 | 0 | 0.00% | 0 | | 1 | Y | 2 | | | | |
| 180774 | Tradewater | 02/14/2025 | Active | 25 | 0 | 0 | 0.00% | 0 | | 4 | Y | 2 | R | 03/2025 | 90+ Days | |
| Clubs more than two years old | | | | | | | | | | | | | | | | |
| 14062 | ALBANY | 04/27/1942 | Active(1) | 10 | 0 | 0 | 0.00% | 0 | | 1 | Y | 2 | | 02/2025 | | |
| 13949 | AUSTIN TRACY | 02/25/1957 | Active(2) | 8 | 0 | 0 | 0.00% | 8 | | 20 | Y | | R | 07/2024 | | |
| 121039 | Barren County Evening | 12/30/2013 | Active(1) | 0 | 0 | 0 | 0.00% | 11 | | 1 | N | None | | 05/2025 | | |
| 13912 | BENTON | 01/09/1940 | Active | 18 | 0 | 0 | 0.00% | 21 | | 0 | Y | | N | 11/2024 | | |
| 13953 | BOWLING GREEN EVENING | 03/30/1965 | Active | 4 | 0 | 0 | 0.00% | 5 | | 11 | Y | 6 | | 07/2024 | | |
| 13952 | BOWLING GREEN NOON | 02/26/1931 | Active | 46 | 0 | 0 | 0.00% | 50 | | 1 | Y | | N | 07/2025 | | |
| Exc Award (06/30/2023) | | | | | | | | | | | | | | | | |
| 13913 | CADIZ | 06/29/1943 | Active | 23 | 1 | 0 | 4.55% | 31 | | 0 | Y | | N | 07/2025 | | \$150.00 |
| Exc Award (06/30/2018, 06/30/2024) | | | | | | | | | | | | | | | | |
| 13957 | CALHOUN | 10/13/1941 | Active | 13 | 0 | 0 | 0.00% | 11 | | 0 | Y | 3 | N | 07/2025 | | |
| 13914 | CALVERT CITY | 05/20/1948 | Active | 27 | 0 | 0 | 0.00% | 27 | | 1 | Y | | N | 07/2025 | | |
| Exc Award (06/30/2022, 06/30/2023) | | | | | | | | | | | | | | | | |
| 86104 | CAVE COUNTRY | 04/06/2005 | Active | 11 | 0 | 0 | 0.00% | 11 | | 3 | Y | | N | 12/2024 | | |
| Exc Award (06/30/2021, 06/30/2023) | | | | | | | | | | | | | | | | |
| 13959 | CENTRAL CITY | 03/11/1940 | Active | 44 | 0 | 2 | -4.35% | 47 | 2 | 0 | Y | 2 | R | 12/2024 | | |
| 13917 | CONCORD | 03/25/1963 | Active(1) | 1 | 0 | 0 | 0.00% | 1 | | 2 | Y | 12 | R | 05/2025 | | |
| 13918 | CORYDON | 01/21/1948 | Active | 13 | 1 | 1 | 0.00% | 14 | 3 | 0 | Y | 24 | R | 12/2024 | | |
| 13919 | CRITTENDEN COUNTY L C | 01/26/1972 | Active(1) | 11 | 0 | 0 | 0.00% | 14 | | 2 | Y | 2 | R | 10/2024 | | |
| 13961 | DAVIESS COUNTY | 09/01/1958 | Active | 43 | 0 | 0 | 0.00% | 47 | | 1 | Y | | IP | 12/2024 | | |



Club Health Assessment for District 43 K through July 2025

|  | | | Status | Membership | | | | | Reports | | | | Finance | LCIF | | |
|--|--|--------------|-------------------------------------|-------------------------|-------------------|---------------------|---------------------|-------------------------|---------------------------------------|--------------------------------|--------------------------------|---------------------------------|-------------------|--------------------------------------|-----------------|---------------|
| Club Number | Club Name | Charter Date | Times in Status Quo in Past 2 Years | Current Member Count ** | YTD Members Added | YTD Members Dropped | YTD Net Growth% *** | Member Count 1 Year Ago | Dropped Members Avg.Length of Service | Months Since Membership Update | Current Officers Reported **** | Current President Repeated Term | VP Reported ***** | Last Date Reported Service (mm/yyyy) | Account Balance | YTD Donations |
| 13963 | EDMONSON COUNTY L C | 10/25/1955 | Active | 63 | 0 | 0 | 0.00% | 56 | | 2 | Y | | N | 11/2024 | | |
| 13995 | ELIZABETHTOWN | 09/25/1941 | Active | 67 | 3 | 0 | 4.69% | 63 | | 0 | Y | | N | 07/2025 | | |
| | Exc Award (06/30/2021, 06/30/2022, 06/30/2024) | | | | | | | | | | | | | | | |
| 13964 | FORDSVILLE | 03/30/1949 | Active(1) | 7 | 0 | 0 | 0.00% | 7 | | 98 | Y | 23 | | 06/2025 | | |
| 13965 | FRANKLIN | 02/22/1940 | Active | 37 | 0 | 0 | 0.00% | 39 | | 2 | Y | | N | 08/2024 | | |
| | Exc Award (06/30/2018) | | | | | | | | | | | | | | | |
| 13922 | FREDONIA | 03/29/1957 | Active | 11 | 0 | 0 | 0.00% | 11 | | 13 | Y | 3 | R | 12/2024 | | |
| 13923 | FULTON | 06/07/1924 | Active | 29 | 2 | 1 | 3.57% | 31 | 0 | 0 | Y | | | 09/2024 | | |
| 14074 | GAMALIEL | 09/06/1946 | Active | 20 | 0 | 0 | 0.00% | 19 | | 4 | Y | | | 12/2024 | | |
| 13966 | GLASGOW | 12/15/1932 | Active(3) | 11 | 0 | 0 | 0.00% | 5 | | 1 | Y | | N | 11/2024 | | |
| 13996 | GLENDALE | 12/19/1946 | Active | 34 | 0 | 0 | 0.00% | 47 | | 1 | Y | | N | 05/2025 | | |
| 129025 | Grand Rivers | 09/30/2016 | Active(1) | 2 | 0 | 0 | 0.00% | 4 | | 11 | Y | 3 | | 11/2024 | | |
| 13967 | GREENVILLE | 02/25/1971 | Active | 17 | 0 | 0 | 0.00% | 27 | | 1 | Y | | N | 06/2025 | | |
| | Exc Award (06/30/2017, 06/30/2018, 06/30/2021, 06/30/2022) | | | | | | | | | | | | | | | |
| 104204 | HANSON | 12/22/2008 | Active(1) | 24 | 0 | 0 | 0.00% | 26 | | 8 | Y | 2 | | 09/2024 | | |
| 13978 | HART COUNTY | 09/01/1939 | Active | 27 | 0 | 0 | 0.00% | 27 | | 19 | Y | | N | 11/2024 | | |
| 13969 | HARTFORD-BEAVER DAM | 02/27/1948 | Active | 23 | 0 | 0 | 0.00% | 27 | | 3 | Y | | N | 03/2025 | | |
| | Exc Award (06/30/2018) | | | | | | | | | | | | | | | |
| 13970 | HAWESVILLE | 11/18/1952 | Active | 23 | 0 | 0 | 0.00% | 21 | | 6 | Y | | IP | 11/2024 | | |
| 13925 | HENDERSON | 11/21/1939 | Active | 91 | 0 | 1 | -1.09% | 93 | 1 | 0 | Y | | N | 06/2025 | | |
| | Exc Award (06/30/2022, 06/30/2023) | | | | | | | | | | | | | | | |
| 37803 | HENDERSON BRFS | 12/13/1979 | Active | 15 | 0 | 0 | 0.00% | 23 | | 1 | Y | 2 | N | 06/2025 | | \$1,000.00 |
| 13998 | HODGENVILLE | 04/23/1956 | Active | 16 | 0 | 0 | 0.00% | 16 | | 0 | Y | 2 | R | 07/2025 | | |
| 13929 | HOPKINSVILLE | 01/19/1940 | Active | 60 | 1 | 1 | 0.00% | 60 | 0 | 0 | Y | | N | 06/2025 | | \$2,510.00 |
| | Exc Award (06/30/2017, 06/30/2018, 06/30/2021, 06/30/2022, 06/30/2023) | | | | | | | | | | | | | | | |
| 46025 | KNOTTSVILLE | 04/01/1986 | Active | 27 | 0 | 0 | 0.00% | 23 | | 1 | N | None | R | 10/2024 | | |
| | Exc Award (06/30/2023) | | | | | | | | | | | | | | | |
| 47298 | LEBANON | 05/06/1987 | Active | 47 | 0 | 0 | 0.00% | 48 | | 1 | Y | 2 | R | 06/2025 | | |



Club Health Assessment for District 43 K through July 2025

| | | | Status | Membership | | | | | Reports | | | | Finance | LCIF | | |
|-------------|--|--------------|-------------------------------------|-------------------------|-------------------|---------------------|---------------------|-------------------------|---------------------------------------|--------------------------------|--------------------------------|---------------------------------|-------------------|--------------------------------------|-----------------|---------------|
| Club Number | Club Name | Charter Date | Times in Status Quo in Past 2 Years | Current Member Count ** | YTD Members Added | YTD Members Dropped | YTD Net Growth% *** | Member Count 1 Year Ago | Dropped Members Avg.Length of Service | Months Since Membership Update | Current Officers Reported **** | Current President Repeated Term | VP Reported ***** | Last Date Reported Service (mm/yyyy) | Account Balance | YTD Donations |
| 102155 | LEBANON JUNCTION RAILROAD CITY | 05/16/2008 | Active | 12 | 0 | 0 | 0.00% | 11 | | 5 | Y | | IP | 12/2024 | | |
| 13976 | LEITCHFIELD | 04/18/1955 | Active | 44 | 0 | 0 | 0.00% | 49 | | 1 | Y | | N | 07/2025 | | \$50.00 |
| | Exc Award (06/30/2024) | | | | | | | | | | | | | | | |
| 13974 | LEWISBURG | 05/18/1956 | Active | 21 | 0 | 0 | 0.00% | 20 | | 2 | N | | N | 07/2024 | | |
| 13975 | LEWISPORT | 01/16/1959 | Active | 73 | 0 | 0 | 0.00% | 62 | | 2 | Y | 3 | R | 06/2025 | | |
| | Exc Award (06/30/2022, 06/30/2023) | | | | | | | | | | | | | | | |
| 13977 | LIVERMORE | 02/15/1968 | Active | 27 | 0 | 0 | 0.00% | 29 | | 8 | Y | | | 06/2025 | | |
| | Exc Award (06/30/2021, 06/30/2022, 06/30/2023) | | | | | | | | | | | | | | | |
| 13931 | LONE OAK | 09/22/1948 | Active | 34 | 0 | 0 | 0.00% | 38 | | 0 | Y | | N | 06/2025 | | |
| | Exc Award (06/30/2020) | | | | | | | | | | | | | | | |
| 13933 | MADISONVILLE | 10/24/1939 | Active | 61 | 0 | 0 | 0.00% | 63 | | 1 | Y | | N | 07/2025 | | |
| 66470 | MADISONVILLE COMM & TECH CLG | 06/28/2002 | Active | 26 | 0 | 0 | 0.00% | 23 | | 1 | Y | 8 | R | 05/2025 | | |
| | Exc Award (06/30/2021, 06/30/2024) | | | | | | | | | | | | | | | |
| 13934 | MAYFIELD | 05/14/1920 | Active | 41 | 0 | 0 | 0.00% | 39 | | 2 | Y | | N | 07/2025 | | |
| | Exc Award (06/30/2024) | | | | | | | | | | | | | | | |
| 13935 | MORGANFIELD | 05/06/1943 | Active | 50 | 0 | 0 | 0.00% | 52 | | 0 | Y | | N | 11/2024 | | |
| 14008 | Mt. Washington, Inc. | 06/23/1948 | Active | 96 | 1 | 0 | 1.05% | 85 | | 0 | Y | 2 | R | 07/2025 | | |
| | Exc Award (06/30/2021, 06/30/2022) | | | | | | | | | | | | | | | |
| 13936 | MURRAY | 09/14/1939 | Active | 37 | 1 | 1 | 0.00% | 37 | 39 | 0 | Y | | N | 07/2025 | | \$20.00 |
| | Exc Award (06/30/2023) | | | | | | | | | | | | | | | |
| 130252 | Murray Business | 03/03/2017 | Active | 29 | 10 | 21 | -27.50% | 28 | 0 | 0 | Y | 4 | R | 03/2025 | | |
| 14010 | NORTH HARDIN L C | 01/05/1970 | Active | 24 | 0 | 1 | -4.00% | 20 | 18 | 0 | Y | 4 | R | 07/2025 | | |
| 13979 | OWENSBORO | 06/19/1920 | Active | 45 | 0 | 0 | 0.00% | 46 | | 0 | Y | | N | 07/2025 | | \$1,000.00 |
| 13938 | PADUCAH | 04/16/1920 | Active | 28 | 0 | 0 | 0.00% | 37 | | 2 | Y | | R | 01/2025 | | |
| 13980 | PARK CITY | 08/07/1946 | Active | 10 | 0 | 0 | 0.00% | 10 | | 21 | Y | 2 | R | 01/2025 | | |
| 13981 | RUSSELLVILLE | 03/21/1940 | Active | 19 | 1 | 1 | 0.00% | 19 | 8 | 0 | N | | N | 07/2024 | | |
| | Exc Award (06/30/2023) | | | | | | | | | | | | | | | |
| 13982 | SACRAMENTO | 08/21/1952 | Active | 20 | 0 | 0 | 0.00% | 17 | | 1 | Y | 3 | N | 08/2024 | | |
| | Exc Award (06/30/2023, 06/30/2024) | | | | | | | | | | | | | | | |
| 13983 | SCOTTSVILLE | 06/03/1948 | Active(1) | 13 | 0 | 0 | 0.00% | 0 | | 10 | Y | 2 | N | 10/2024 | | |



Club Health Assessment for District 43 K through July 2025

| | | | Status | Membership | | | | | | Reports | | | | Finance | | LCIF |
|-------------|--|--------------|-------------------------------------|-------------------------|-------------------|---------------------|---------------------|-------------------------|---------------------------------------|--------------------------------|--------------------------------|---------------------------------|-------------------|--------------------------------------|-----------------|---------------|
| Club Number | Club Name | Charter Date | Times in Status Quo in Past 2 Years | Current Member Count ** | YTD Members Added | YTD Members Dropped | YTD Net Growth% *** | Member Count 1 Year Ago | Dropped Members Avg.Length of Service | Months Since Membership Update | Current Officers Reported **** | Current President Repeated Term | VP Reported ***** | Last Date Reported Service (mm/yyyy) | Account Balance | YTD Donations |
| 37515 | SEDALIA | 09/18/1979 | Active | 43 | 0 | 0 | 0.00% | 44 | | 2 | Y | 2 | N | 07/2024 | | |
| 13944 | SMITH MILLS | 02/06/1958 | Active | 17 | 0 | 0 | 0.00% | 21 | | 8 | Y | 7 | | 09/2024 | | |
| | Exc Award (06/30/2023) | | | | | | | | | | | | | | | |
| 13985 | SMITHS GROVE | 06/11/1946 | Active | 19 | 1 | 0 | 5.56% | 14 | | 0 | Y | | N | 07/2025 | | |
| | Exc Award (06/30/2018) | | | | | | | | | | | | | | | |
| 14021 | SPRINGFIELD | 01/16/1945 | Active | 6 | 0 | 0 | 0.00% | 6 | | 1 | Y | 7 | | 10/2024 | | |
| 13986 | TEMPLE HILL | 11/12/1953 | Active | 27 | 0 | 0 | 0.00% | 25 | | 1 | Y | 3 | N | 07/2024 | | |
| 14095 | TOMPKINSVILLE | 09/09/1946 | Active | 13 | 0 | 0 | 0.00% | 29 | | 2 | Y | 14 | N | 05/2025 | | |
| 77292 | VETTE CITY | 06/25/2003 | Active | 16 | 0 | 0 | 0.00% | 17 | | 3 | Y | 2 | N | 07/2025 | | \$1,000.00 |
| 13921 | WEBSTER COUNTY | 05/14/1969 | Active | 31 | 0 | 0 | 0.00% | 48 | | 3 | Y | | N | 07/2025 | | |
| | Exc Award (06/30/2018, 06/30/2020, 06/30/2021) | | | | | | | | | | | | | | | |
| 13987 | WHITESVILLE | 11/16/1964 | Active | 51 | 0 | 0 | 0.00% | 50 | | 0 | Y | | N | 06/2025 | | |
| | Exc Award (06/30/2023) | | | | | | | | | | | | | | | |
| 13948 | WINGO | 02/13/1964 | Active | 20 | 0 | 0 | 0.00% | 20 | | 17 | N | | N | 02/2025 | | |
| 14023 | ZONETON NORTH BULLITT | 05/25/1971 | Active(2) | 19 | 0 | 0 | 0.00% | 22 | | 10 | Y | 11 | | 07/2024 | | |

Clubs Cancelled Previous Fiscal Year – Clubs Cancelled within last 12 months may be reinstated

| Club Number | Club Name | Charter Date | Current Status* | Cancellation Date |
|-------------|--------------|--------------|-----------------|-------------------|
| 43350 | DRAFFENVILLE | 01/31/1984 | Cancelled(8*) | 07/29/2024 |

| Current Total Clubs Count | YTD New Clubs Count | YTD Cancelled Clubs Count | YTD Net Club Gain | Current Total Members Count | YTD Add | YTD Drop | YTD Net Growth | YTD Net Growth % | Member Count 12 Months Ago | Average Member Count Per Club | % of Clubs with less than 20 members | % No Officer Report in 12 Months | % of Clubs with balance 90+ days | Number of Clubs in Status Quo | % Status Quo Clubs in Financial Suspension | Number of Cancelled Clubs | Average Cancelled Club Age | Members Lost Due to Cancellation | % of Clubs Cancelled for Non-Financial Reasons |
|---------------------------|---------------------|---------------------------|-------------------|-----------------------------|---------|----------|----------------|------------------|----------------------------|-------------------------------|--------------------------------------|----------------------------------|----------------------------------|-------------------------------|--|---------------------------|----------------------------|----------------------------------|--|
| 73 | 1 | 0 | 1 | 2,070 | 47 | 30 | 17 | 0.83% | 1,995 | 28 | 38% | 0% | 1% | 0 | 0% | 0 | 0 | 0 | 0% |

* - P - Priority Club. Cancellation Reasons: 1-Objectives/conduct, 2-Non-active club, 5-Non-existing club, 6-Disbanding, 7-Merger, 8-Financial Suspension, 9-District/Multiple District Dues.

** Red denotes below 15 active members.

*** Red denotes 20% + loss.

**** Y - all 3 (President, Secretary, Treasurer) club officers reported, N - not all 3 reported.

***** Abbreviation: N-New, IP-Immediate Past, R-Repeat.




Club Health Assessment for District 43 Y through July 2025

| | | | Status | Membership | | | | | Reports | | | | Finance | | LCIF | |
|------------------------------------|---------------------------------|--------------|-------------------------------------|-------------------------|-------------------|---------------------|---------------------|-------------------------|---------------------------------------|--------------------------------|--------------------------------|---------------------------------|-------------------|--------------------------------------|-----------------|---------------|
| Club Number | Club Name | Charter Date | Times in Status Quo in Past 2 Years | Current Member Count ** | YTD Members Added | YTD Members Dropped | YTD Net Growth% *** | Member Count 1 Year Ago | Dropped Members Avg.Length of Service | Months Since Membership Update | Current Officers Reported **** | Current President Repeated Term | VP Reported ***** | Last Date Reported Service (mm/yyyy) | Account Balance | YTD Donations |
| Clubs less than two years old | | | | | | | | | | | | | | | | |
| 180409 | Louisville Water By Women Cyber | 02/20/2025 | Active | 33 | 0 | 0 | 0.00% | 0 | | 4 | N | None | | | | |
| Clubs more than two years old | | | | | | | | | | | | | | | | |
| 14098 | ASHLAND | 02/12/1924 | Active | 22 | 0 | 0 | 0.00% | 23 | | 1 | Y | | N | 10/2024 | | |
| 14099 | ASHLAND SOUTH ASHLAND | 03/04/1957 | Active | 10 | 0 | 0 | 0.00% | 14 | | 3 | Y | 9 | R | 01/2025 | | |
| 14065 | BEREA | 02/25/1946 | Active | 28 | 0 | 0 | 0.00% | 26 | | 1 | N | 2 | | 07/2025 | | |
| 14103 | BOONEVILLE | 04/10/1945 | Active | 30 | 0 | 0 | 0.00% | 30 | | 23 | Y | 15 | | 12/2024 | | |
| 41016 | BUTLER | 03/16/1982 | Active | 41 | 4 | 0 | 10.81% | 39 | | 0 | Y | 3 | R | 07/2025 | | |
| 47412 | CARROLLTON | 06/02/1987 | Active | 18 | 0 | 0 | 0.00% | 18 | | 26 | Y | 2 | R | 08/2024 | | |
| 14107 | CLAY CITY | 04/11/1961 | Active | 3 | 0 | 0 | 0.00% | 5 | | 3 | Y | 3 | R | 09/2024 | | |
| 14071 | CORBIN | 12/08/1947 | Active | 11 | 0 | 0 | 0.00% | 11 | | 5 | Y | 3 | R | 01/2025 | | |
| 14031 | COVINGTON-KENTON | 09/17/1940 | Active | 18 | 0 | 0 | 0.00% | 18 | | 10 | Y | 3 | | 01/2025 | | |
| 14072 | CUMBERLAND | 10/08/1945 | Active | 6 | 0 | 0 | 0.00% | 6 | | 3 | Y | 4 | R | 10/2024 | | |
| 14032 | CYNTHIANA | 07/31/1939 | Active | 77 | 0 | 0 | 0.00% | 77 | | 1 | N | | N | 05/2025 | | \$1,000.00 |
| Exc Award (06/30/2023, 06/30/2024) | | | | | | | | | | | | | | | | |
| 14035 | ERLANGER | 03/09/1945 | Active | 52 | 0 | 0 | 0.00% | 47 | | 1 | Y | | R | 07/2025 | | |
| 61330 | ESTILL COUNTY | 12/07/1998 | Active | 20 | 0 | 1 | -4.76% | 21 | 6 | 0 | Y | 2 | N | 08/2024 | | |
| 29121 | FAIRDALE | 04/05/1974 | Active | 25 | 1 | 0 | 4.17% | 32 | | 0 | Y | 4 | R | 06/2025 | | |
| 14036 | FALMOUTH | 06/16/1966 | Active | 8 | 0 | 0 | 0.00% | 8 | | 2 | Y | 3 | R | 06/2025 | | |
| 44428 | FLATWOODS | 12/10/1984 | Active | 14 | 2 | 1 | 7.69% | 13 | 6 | 0 | Y | | IP | 05/2025 | | |
| Exc Award (06/30/2024) | | | | | | | | | | | | | | | | |
| 14109 | FLEMINGSBURG | 08/04/1932 | Active | 27 | 0 | 0 | 0.00% | 30 | | 5 | Y | | N | 10/2024 | | |
| 14037 | FLORENCE | 12/08/1952 | Active | 26 | 0 | 0 | 0.00% | 26 | | 6 | Y | | N | 07/2025 | | |
| 14038 | FORT THOMAS | 11/07/1940 | Active | 88 | 0 | 0 | 0.00% | 90 | | 2 | Y | | N | 01/2025 | | |
| 14039 | FRANKFORT | 12/13/1923 | Active | 11 | 0 | 0 | 0.00% | 12 | | 1 | Y | 8 | R | 01/2025 | | |
| 29471 | GEORGETOWN | 06/21/1974 | Active | 10 | 0 | 0 | 0.00% | 10 | | 2 | Y | | IP | 10/2024 | | |
| Exc Award (06/30/2023, 06/30/2024) | | | | | | | | | | | | | | | | |
| 14112 | GREENUP | 04/16/1946 | Active | 18 | 0 | 0 | 0.00% | 32 | | 6 | N | None | | 10/2024 | | |




Club Health Assessment for District 43 Y through July 2025

|  | | | Status | Membership | | | | | | Reports | | | | Finance | | LCIF |
|--|----------------------|--------------|-------------------------------------|-------------------------|-------------------|---------------------|---------------------|-------------------------|---------------------------------------|--------------------------------|--------------------------------|---------------------------------|-------------------|--------------------------------------|-----------------|---------------|
| Club Number | Club Name | Charter Date | Times in Status Quo in Past 2 Years | Current Member Count ** | YTD Members Added | YTD Members Dropped | YTD Net Growth% *** | Member Count 1 Year Ago | Dropped Members Avg.Length of Service | Months Since Membership Update | Current Officers Reported **** | Current President Repeated Term | VP Reported ***** | Last Date Reported Service (mm/yyyy) | Account Balance | YTD Donations |
| Exc Award (06/30/2024) | | | | | | | | | | | | | | | | |
| 13997 | HARRODSBURG | 05/14/1931 | Active | 20 | 0 | 0 | 0.00% | 20 | | 1 | Y | 13 | | 08/2024 | | |
| 14113 | HAZARD | 03/16/1922 | Active | 45 | 0 | 2 | -4.26% | 47 | 33 | 0 | Y | 2 | N | 10/2024 | | |
| Exc Award (06/30/2024) | | | | | | | | | | | | | | | | |
| 14042 | HEBRON | 04/03/1956 | Active | 18 | 0 | 0 | 0.00% | 19 | | 4 | Y | 4 | R | 06/2025 | | \$825.00 |
| 14114 | HINDMAN | 09/09/1948 | Active | 10 | 0 | 0 | 0.00% | 15 | | 4 | Y | 6 | R | 05/2025 | | |
| 40616 | INDEPENDENCE | 12/21/1981 | Active | 5 | 0 | 0 | 0.00% | 6 | | 1 | N | 5 | N | 02/2025 | | |
| 14117 | JACKSON | 03/10/1970 | Active | 30 | 0 | 3 | -9.09% | 30 | 1 | 0 | Y | 5 | N | 06/2025 | | |
| 13999 | JEFFERSONTOWN | 05/10/1966 | Active | 12 | 0 | 0 | 0.00% | 14 | | 1 | Y | | N | 05/2025 | | |
| 106424 | LAUREL COMMUNITY | 08/31/2009 | Active | 20 | 3 | 0 | 17.65% | 16 | | 0 | Y | 11 | R | 01/2025 | | |
| 14045 | LAWRENCEBURG | 07/24/1945 | Active | 15 | 0 | 1 | -6.25% | 14 | 1 | 0 | Y | | N | 07/2025 | | \$150.00 |
| Exc Award (06/30/2021) | | | | | | | | | | | | | | | | |
| 14046 | LEWISBURG MILL CREEK | 04/05/1966 | Active | 14 | 0 | 0 | 0.00% | 15 | | 3 | Y | 4 | R | 09/2024 | | |
| 14078 | LEXINGTON | 12/15/1920 | Active | 107 | 1 | 1 | 0.00% | 100 | 14 | 0 | Y | | N | 03/2025 | | \$10.00 |
| 14081 | LEXINGTON SOUTH | 04/30/1964 | Active | 20 | 0 | 0 | 0.00% | 19 | | 6 | Y | | N | 07/2025 | | |
| 116358 | LIVINGSTON COMMUNITY | 03/23/2012 | Active(2) | 0 | 0 | 0 | 0.00% | 5 | | 1 | N | None | | 01/2025 | 90+ Days | |
| 140593 | Louisville Campus | 01/07/2020 | Active | 8 | 0 | 0 | 0.00% | 10 | | 1 | Y | 2 | N | 04/2025 | | |
| 14002 | LOUISVILLE DOWNTOWN | 09/03/1920 | Active | 29 | 0 | 0 | 0.00% | 29 | | 1 | Y | | N | 08/2024 | | |
| 36714 | LOUISVILLE EAST | 03/20/1979 | Active | 25 | 0 | 1 | -3.85% | 22 | 2 | 0 | Y | | N | 06/2025 | | \$2,000.00 |
| Exc Award (06/30/2017, 06/30/2018, 06/30/2019, 06/30/2020) | | | | | | | | | | | | | | | | |
| 14003 | LOUISVILLE HIGHLAND | 02/04/1949 | Active | 7 | 0 | 0 | 0.00% | 7 | | 38 | Y | 16 | | 01/2025 | | |
| 30358 | LOUISVILLE WEST END | 03/11/1975 | Active | 13 | 0 | 0 | 0.00% | 13 | | 23 | N | None | | 08/2024 | | |
| 14047 | MAYS LICK | 01/29/1959 | Active | 19 | 0 | 0 | 0.00% | 19 | | 1 | Y | | N | 01/2025 | | |
| 14048 | MAYSVILLE | 02/28/1929 | Active | 20 | 0 | 0 | 0.00% | 22 | | 1 | Y | 2 | N | 01/2025 | | |
| Exc Award (06/30/2024) | | | | | | | | | | | | | | | | |
| 32212 | MIDDLETOWN | 05/18/1976 | Active | 47 | 1 | 0 | 2.17% | 47 | | 0 | Y | | N | 07/2025 | | \$25.00 |
| Exc Award (06/30/2024) | | | | | | | | | | | | | | | | |
| 14006 | MILTON | 03/09/1949 | Active | 3 | 0 | 0 | 0.00% | 3 | | 32 | Y | 5 | | 01/2025 | | |
| 14085 | MONTICELLO | 10/01/1948 | Active | 18 | 0 | 2 | -10.00% | 20 | 26 | 0 | Y | 6 | N | 07/2025 | | |



Club Health Assessment for District 43 Y through July 2025

|  | | | Status | Membership | | | | | Reports | | | | | Finance | LCIF | |
|--|------------------|--------------|-------------------------------------|-------------------------|-------------------|---------------------|---------------------|-------------------------|---------------------------------------|--------------------------------|--------------------------------|---------------------------------|-------------------|--------------------------------------|-----------------|---------------|
| Club Number | Club Name | Charter Date | Times in Status Quo in Past 2 Years | Current Member Count ** | YTD Members Added | YTD Members Dropped | YTD Net Growth% *** | Member Count 1 Year Ago | Dropped Members Avg.Length of Service | Months Since Membership Update | Current Officers Reported **** | Current President Repeated Term | VP Reported ***** | Last Date Reported Service (mm/yyyy) | Account Balance | YTD Donations |
| 14120 | MT STERLING | 01/15/1946 | Active | 21 | 5 | 0 | 31.25% | 15 | | 0 | Y | 8 | N | 12/2024 | | |
| 14086 | MT VERNON | 02/09/1944 | Active | 16 | 0 | 0 | 0.00% | 16 | | 1 | Y | 4 | R | 12/2024 | | |
| 14121 | NEON COMMUNITY | 04/08/1941 | Active | 24 | 0 | 0 | 0.00% | 29 | | 1 | Y | 2 | R | 12/2024 | | |
| Exc Award (06/30/2024) | | | | | | | | | | | | | | | | |
| 14051 | NEW CASTLE | 09/10/1945 | Active | 20 | 0 | 0 | 0.00% | 20 | | 0 | Y | 3 | N | 06/2025 | | |
| 14011 | NORTH OLDHAM | 10/30/1952 | Active | 61 | 0 | 0 | 0.00% | 61 | | 1 | Y | 13 | | 12/2024 | | |
| Exc Award (06/30/2018) | | | | | | | | | | | | | | | | |
| 49103 | ORANGEBURG | 12/19/1988 | Active | 31 | 1 | 0 | 3.33% | 28 | | 0 | Y | | N | 07/2025 | | |
| Exc Award (06/30/2023, 06/30/2024) | | | | | | | | | | | | | | | | |
| 14053 | OWENTON | 07/31/1945 | Active | 13 | 0 | 0 | 0.00% | 13 | | 2 | Y | 19 | | 01/2025 | | |
| 14122 | OWINGSVILLE | 12/09/1943 | Active | 27 | 0 | 0 | 0.00% | 28 | | 4 | Y | 4 | R | 08/2024 | | |
| 14054 | PARIS | 03/10/1931 | Active | 9 | 0 | 0 | 0.00% | 9 | | 14 | Y | 9 | R | 02/2025 | | |
| 14013 | PERRYVILLE | 09/25/1945 | Active | 19 | 0 | 0 | 0.00% | 19 | | 3 | Y | 4 | R | 07/2025 | | |
| 130909 | Pikeville | 05/10/2017 | Active | 18 | 0 | 0 | 0.00% | 26 | | 1 | Y | 2 | R | 11/2024 | | |
| 14089 | PINEVILLE | 08/12/1941 | Active | 12 | 0 | 0 | 0.00% | 12 | | 1 | Y | 2 | R | 12/2024 | | |
| 14126 | POWELL COUNTY | 01/21/1946 | Active | 56 | 0 | 0 | 0.00% | 55 | | 2 | Y | | N | 09/2024 | | |
| 14127 | RACELAND RUSSELL | 04/27/1953 | Active | 7 | 0 | 0 | 0.00% | 7 | | 16 | Y | 7 | | 01/2025 | | |
| 14090 | RICHMOND | 04/30/1931 | Active | 24 | 0 | 0 | 0.00% | 25 | | 1 | N | | R | 07/2024 | | |
| Exc Award (06/30/2024) | | | | | | | | | | | | | | | | |
| 14019 | SHELBY COUNTY | 04/12/1949 | Active | 19 | 0 | 0 | 0.00% | 15 | | 3 | Y | 3 | N | 07/2025 | | |
| Exc Award (06/30/2024) | | | | | | | | | | | | | | | | |
| 14018 | SHIVELY | 09/07/1948 | Active | 12 | 0 | 0 | 0.00% | 15 | | 1 | Y | 2 | R | 12/2024 | | |
| 14092 | SOMERSET | 04/14/1942 | Active | 5 | 0 | 0 | 0.00% | 5 | | 32 | N | None | | 01/2025 | | |
| 14020 | SOUTH OLDHAM | 02/03/1948 | Active | 14 | 0 | 0 | 0.00% | 15 | | 1 | Y | 6 | N | 03/2025 | | |
| 14093 | STANFORD | 09/19/1944 | Active | 28 | 0 | 0 | 0.00% | 29 | | 2 | Y | | N | 07/2025 | | |
| 14129 | TOLLESBORO | 04/12/1954 | Active | 48 | 0 | 0 | 0.00% | 37 | | 0 | Y | 5 | R | 04/2025 | | |
| Exc Award (06/30/2022, 06/30/2023, 06/30/2024) | | | | | | | | | | | | | | | | |
| 14130 | VANCEBURG | 05/02/1946 | Active | 27 | 0 | 0 | 0.00% | 23 | | 2 | Y | | R | 01/2025 | | |
| Exc Award (06/30/2024) | | | | | | | | | | | | | | | | |
| 14059 | WARSAW | 11/11/1946 | Active | 9 | 0 | 0 | 0.00% | 13 | | 11 | Y | 13 | R | 01/2025 | | |



Club Health Assessment for District 43 Y through July 2025

INTERNATIONAL

| Club Number | Club Name | Charter Date | Status | Membership | | | | | Reports | | | | | Finance | LCIF |
|-------------|------------|--------------|-------------------------------------|-------------------------|-------------------|---------------------|---------------------|-------------------------|---------------------------------------|--------------------------------|--------------------------------|---------------------------------|-------------------|--------------------------------------|-----------------|
| | | | Times in Status Quo in Past 2 Years | Current Member Count ** | YTD Members Added | YTD Members Dropped | YTD Net Growth% *** | Member Count 1 Year Ago | Dropped Members Avg.Length of Service | Months Since Membership Update | Current Officers Reported **** | Current President Repeated Term | VP Reported ***** | Last Date Reported Service (mm/yyyy) | Account Balance |
| 43229 | WHITESBURG | 12/08/1983 | Active | 7 | 0 | 0 | 0.00% | 8 | 2 | Y | 5 | | 01/2025 | | |
| 14097 | WILMORE | 12/27/1952 | Active | 13 | 0 | 0 | 0.00% | 12 | 1 | N | 16 | | 01/2025 | 90+ Days | |
| 14133 | WINCHESTER | 03/28/1931 | Active(1) | 4 | 0 | 0 | 0.00% | 4 | 1 | Y | 9 | R | 01/2025 | | |

Clubs Cancelled Previous Fiscal Year – Clubs Cancelled within last 12 months may be reinstated

| Club Number | Club Name | Charter Date | Current Status* | Cancellation Date |
|-------------|-------------|--------------|-----------------|-------------------|
| 14084 | MIDDLESBORO | 02/24/1941 | Cancelled(8*) | 12/30/2024 |

| Current Total Clubs Count | YTD New Clubs Count | YTD Cancelled Clubs Count | YTD Net Club Gain | Current Total Members Count | YTD Add | YTD Drop | YTD Net Growth | YTD Net Growth % | Member Count 12 Months Ago | Average Member Count Per Club | % of Clubs with less than 20 members | % No Officer Report in 12 Months | % of Clubs with balance 90+ days | Number of Clubs in Status Quo | % Status Quo Clubs in Financial Suspension | Number of Cancelled Clubs | Average Cancelled Club Age | Members Lost Due to Cancellation | % of Clubs Cancelled for Non-Financial Reasons |
|---------------------------|---------------------|---------------------------|-------------------|-----------------------------|---------|----------|----------------|------------------|----------------------------|-------------------------------|--------------------------------------|----------------------------------|----------------------------------|-------------------------------|--|---------------------------|----------------------------|----------------------------------|--|
| 72 | 0 | 0 | 0 | 1,645 | 18 | 12 | 6 | 0.37% | 1,639 | 23 | 54% | 1% | 4% | 0 | 0% | 0 | 0 | 0 | 0% |

* - P - Priority Club. Cancellation Reasons: 1-Objectives/conduct, 2-Non-active club, 5-Non-existing club, 6-Disbanding, 7-Merger, 8-Financial Suspension, 9-District/Multiple District Dues.

** Red denotes below 15 active members.

*** Red denotes 20% + loss.

**** Y - all 3 (President, Secretary, Treasurer) club officers reported, N - not all 3 reported.

***** Abbreviation: N-New, IP-Immediate Past, R-Repeat.




Club Health Assessment for District 10 through July 2025

| | | | Status | Membership | | | | | Reports | | | | Finance | | LCIF | |
|-------------------------------|---|--------------|-------------------------------------|-------------------------|-------------------|---------------------|---------------------|-------------------------|---------------------------------------|--------------------------------|--------------------------------|---------------------------------|-------------------|--------------------------------------|-----------------|---------------|
| Club Number | Club Name | Charter Date | Times in Status Quo in Past 2 Years | Current Member Count ** | YTD Members Added | YTD Members Dropped | YTD Net Growth% *** | Member Count 1 Year Ago | Dropped Members Avg.Length of Service | Months Since Membership Update | Current Officers Reported **** | Current President Repeated Term | VP Reported ***** | Last Date Reported Service (mm/yyyy) | Account Balance | YTD Donations |
| Clubs less than two years old | | | Newly Chartered | 25 | 2 | 0 | 8.70% | 0 | | 0 | N | None | | 05/2025 | | |
| 182219 | Marquette Arts & Music Wellness | 05/20/2025 | | | | | | | | | | | | | | |
| Clubs more than two years old | | | | | | | | | | | | | | | | |
| 4356 | BARAGA TOWNSHIP L C | 03/03/1954 | Active | 33 | 1 | 0 | 3.13% | 32 | | 0 | Y | 6 | | 08/2024 | | |
| 4358 | BARK RIVER | 01/12/1943 | Active | 91 | 1 | 0 | 1.11% | 86 | | 0 | Y | | N | 12/2024 | | \$25.00 |
| 141466 | Bay de Noc | 04/27/2020 | Active | 30 | 0 | 0 | 0.00% | 28 | | 1 | Y | | N | 07/2025 | | \$12,400.00 |
| 4359 | BESSEMER | 09/08/1937 | Active | 6 | 0 | 0 | 0.00% | 6 | | 18 | N | None | | 09/2024 | | |
| 4360 | BRIMLEY | 01/20/1942 | Active | 11 | 1 | 2 | -8.33% | 12 | 2 | 0 | Y | 2 | R | 06/2025 | | |
| 4361 | CALUMET | 10/15/1925 | Active | 11 | 0 | 0 | 0.00% | 14 | | 8 | N | None | | 09/2024 | | |
| 38269 | CARNEY NADEAU | 04/24/1980 | Active | 20 | 0 | 0 | 0.00% | 16 | | 10 | N | None | | 09/2024 | | |
| 4363 | CHASSELL | 04/15/1946 | Active | 76 | 0 | 0 | 0.00% | 76 | | 2 | Y | 2 | R | 08/2024 | | |
| 4364 | CHATHAM | 04/09/1952 | Active | 17 | 0 | 0 | 0.00% | 16 | | 3 | N | None | | 08/2024 | | |
| 4365 | CHOCOLAY TOWNSHIP | 04/20/1961 | Active | 11 | 0 | 0 | 0.00% | 11 | | 22 | N | None | | 04/2025 | | |
| 4367 | CRYSTAL FALLS | 08/26/1952 | Active | 22 | 0 | 0 | 0.00% | 21 | | 3 | Y | 3 | R | 11/2024 | | |
| 4368 | DAFTER | 12/11/1972 | Active | 24 | 0 | 0 | 0.00% | 24 | | 1 | Y | | R | 09/2024 | | |
| 82401 | DELTA MENOMINEE COUNTY HEART OF THE NORTH | 05/20/2004 | Active | 28 | 0 | 0 | 0.00% | 32 | | 1 | Y | 2 | R | 05/2025 | | \$50.00 |
| 30040 | DRUMMOND ISLAND | 12/23/1974 | Active | 28 | 0 | 5 | -15.15% | 38 | 6 | 0 | Y | 3 | R | 03/2025 | | |
| 4372 | ENGADINE NAUBINWAY | 04/08/1969 | Active | 28 | 0 | 0 | 0.00% | 29 | | 1 | Y | | N | 08/2024 | | |
| 4374 | FORD RIVER | 09/30/1952 | Active | 26 | 1 | 2 | -3.70% | 28 | 5 | 0 | Y | 2 | | 08/2024 | | |
| 4376 | GLADSTONE | 08/20/1937 | Active | 44 | 0 | 0 | 0.00% | 38 | | 0 | Y | | N | 07/2024 | | |
| 4378 | GWINN | 07/28/1952 | Active | 36 | 3 | 0 | 9.09% | 32 | | 0 | Y | 4 | R | 06/2025 | | |
| | Exc Award (06/30/2018) | | | | | | | | | | | | | | | |
| 4380 | HOUGHTON HANCOCK | 06/25/1942 | Active | 18 | 0 | 0 | 0.00% | 19 | | 1 | N | None | R | 10/2024 | | |
| 4382 | ISHPEMING | 07/10/1952 | Active | 20 | 2 | 0 | 11.11% | 33 | | 0 | Y | | | 05/2025 | | \$100.00 |
| 4383 | KEWEENAW LION CLUB | 03/20/1945 | Active | 28 | 0 | 0 | 0.00% | 28 | | 12 | Y | 3 | R | 08/2024 | | |
| 38130 | KINROSS | 03/24/1980 | Active | 16 | 0 | 0 | 0.00% | 16 | | 17 | N | None | | 08/2024 | | |
| 4388 | LES CHENEAUX | 03/10/1947 | Active | 32 | 1 | 0 | 3.23% | 32 | | 0 | Y | 3 | R | 06/2025 | | |



Club Health Assessment for District 10 through July 2025

|  | | | Status | Membership | | | | | Reports | | | | Finance | LCIF | | |
|--|------------------------|--------------|-------------------------------------|-------------------------|-------------------|---------------------|---------------------|-------------------------|---------------------------------------|--------------------------------|--------------------------------|---------------------------------|-------------------|--------------------------------------|-----------------|---------------|
| Club Number | Club Name | Charter Date | Times in Status Quo in Past 2 Years | Current Member Count ** | YTD Members Added | YTD Members Dropped | YTD Net Growth% *** | Member Count 1 Year Ago | Dropped Members Avg.Length of Service | Months Since Membership Update | Current Officers Reported **** | Current President Repeated Term | VP Reported ***** | Last Date Reported Service (mm/yyyy) | Account Balance | YTD Donations |
| 4390 | MANISTIQUE | 07/27/1935 | Active | 26 | 0 | 0 | 0.00% | 27 | | 4 | Y | | N | 08/2024 | | |
| 32164 | MANISTIQUE LAKES L C | 04/30/1976 | Active | 15 | 0 | 0 | 0.00% | 14 | | 4 | Y | 8 | R | 10/2024 | | |
| 4391 | MARQUETTE | 10/14/1919 | Active | 29 | 0 | 0 | 0.00% | 30 | | 2 | Y | | N | 02/2025 | | |
| | Exc Award (06/30/2018) | | | | | | | | | | | | | | | |
| 4393 | MENOMINEE | 09/19/1934 | Active(1) | 7 | 0 | 0 | 0.00% | 7 | | 80 | N | None | | 12/2024 | | |
| 41777 | MOUNTAIN | 08/31/1982 | Active | 23 | 0 | 0 | 0.00% | 19 | | 2 | Y | 2 | R | 10/2024 | | |
| 4394 | MUNISING | 05/04/1937 | Active | 29 | 2 | 0 | 7.41% | 27 | | 0 | Y | 4 | | 08/2024 | | |
| 4395 | NEGAUNEE | 05/10/1955 | Active | 50 | 1 | 0 | 2.04% | 43 | | 0 | N | | R | 08/2024 | | |
| | Exc Award (06/30/2023) | | | | | | | | | | | | | | | |
| 4396 | NEWBERRY | 08/10/1923 | Active | 9 | 0 | 0 | 0.00% | 9 | | 24 | N | None | | 10/2024 | | |
| | Exc Award (06/30/2018) | | | | | | | | | | | | | | | |
| 4398 | OTTAWA L C | 04/17/1968 | Active | 9 | 0 | 0 | 0.00% | 11 | | 7 | N | None | | 12/2024 | | |
| 4399 | PERKINS | 08/26/1947 | Active | 14 | 0 | 0 | 0.00% | 24 | | 0 | Y | 4 | | 10/2024 | | |
| 4400 | PICKFORD | 09/22/1941 | Active | 28 | 0 | 0 | 0.00% | 28 | | 2 | Y | 2 | R | 09/2024 | | |
| 4401 | POWERS SPALDING | 10/12/1938 | Active | 37 | 0 | 0 | 0.00% | 38 | | 2 | Y | 7 | N | 07/2025 | | \$100.00 |
| 4402 | RANGE | 04/10/1947 | Active | 16 | 2 | 0 | 14.29% | 14 | | 0 | Y | 16 | R | 09/2024 | | |
| 4403 | RAPID RIVER | 04/28/1972 | Active | 22 | 1 | 0 | 4.76% | 25 | | 0 | Y | 6 | R | 07/2025 | | |
| 4405 | ROCK | 02/26/1943 | Active | 26 | 0 | 0 | 0.00% | 24 | | 1 | Y | 2 | | 06/2025 | | \$150.00 |
| 4406 | RUDYARD | 01/09/1940 | Active | 22 | 0 | 0 | 0.00% | 20 | | 0 | Y | | N | 07/2025 | | |
| 4408 | SAULT STE MARIE | 08/28/1935 | Active | 22 | 0 | 1 | -4.35% | 25 | 1 | 0 | N | None | | 09/2024 | | |
| | Exc Award (06/30/2018) | | | | | | | | | | | | | | | |
| 4410 | SKANDIA | 05/06/1957 | Active | 14 | 0 | 1 | -6.67% | 16 | 33 | 0 | Y | 2 | N | 09/2024 | | |
| 4407 | ST IGNACE | 08/28/1936 | Active | 24 | 0 | 1 | -4.00% | 31 | 6 | 0 | Y | 2 | | 07/2025 | | |
| 4411 | STEPHENSON | 04/09/1945 | Active | 72 | 0 | 1 | -1.37% | 80 | 2 | 0 | Y | | N | 07/2025 | | \$100.00 |
| | Exc Award (06/30/2021) | | | | | | | | | | | | | | | |
| 36795 | SUGAR ISLAND L C | 03/30/1979 | Active | 36 | 0 | 0 | 0.00% | 38 | | 6 | N | None | | 08/2024 | | |
| 4412 | TRENARY | 10/13/1947 | Active | 12 | 0 | 0 | 0.00% | 6 | | 1 | Y | 8 | N | 04/2025 | | |
| 4414 | VULCAN NORWAY LORETTO | 02/01/1954 | Active | 46 | 0 | 0 | 0.00% | 39 | | 1 | Y | | IP | 08/2024 | | \$20.00 |
| 4416 | WELLS | 10/01/1952 | Active | 59 | 2 | 0 | 3.51% | 52 | | 0 | Y | 5 | R | 10/2024 | | |



Club Health Assessment for District 10 through July 2025

| | | | | | | Membership | | | | | | Reports | | | | Finance | | LCIF | |
|---------------------------|---------------------|---------------------------|-------------------|-----------------------------|---------|-------------------------------------|----------------|----------------------------|-------------------------------|--------------------------------------|----------------------------------|----------------------------------|---------------------------------------|--|--------------------------------|---------------------------------|----------------------------------|--|-----------------|
| | | | | | | Status | | Current Member Count ** | YTD Members Added | YTD Members Dropped | YTD Net Growth*** | Member Count 1 Year Ago | Dropped Members Avg.Length of Service | Months Since Membership Update | Current Officers Reported **** | Current President Repeated Term | VP Reported ***** | Last Date Reported Service (mm/yyyy) | Account Balance |
| Club Number | Club Name | | Charter Date | | | Times in Status Quo in Past 2 Years | | | | | | | | | | | | | |
| Current Total Clubs Count | YTD New Clubs Count | YTD Cancelled Clubs Count | YTD Net Club Gain | Current Total Members Count | YTD Add | YTD Drop | YTD Net Growth | Member Count 12 Months Ago | Average Member Count Per Club | % of Clubs with less than 20 members | % No Officer Report in 12 Months | % of Clubs with balance 90+ days | Number of Clubs in Status Quo | % Status Quo Clubs in Financial Suspension | Number of Cancelled Clubs | Average Cancelled Club Age | Members Lost Due to Cancellation | % of Clubs Cancelled for Non-Financial Reasons | |
| 48 | 0 | 0 | 0 | 1,328 | 20 | 13 | 7 | 0.53% | 1,314 | 28 | 31% | 21% | 0% | 0 | 0% | 0 | 0 | 0 | 0% |

* - P - Priority Club. Cancellation Reasons: 1-Objectives/conduct, 2-Non-active club, 5-Non-existing club, 6-Disbanding, 7-Merger, 8-Financial Suspension, 9-District/Multiple District Dues.
** Red denotes below 15 active members.
*** Red denotes 20% + loss.
**** Y - all 3 (President, Secretary, Treasurer) club officers reported, N - not all 3 reported.
***** Abbreviation: N-New, IP-Immediate Past, R-Repeat.